

## Day 1 18 April 2017 Heat Results

### ***EVENT 101 Mens Open 400m Freestyle***

#### **Open Age Group - Full Results**

Place	Name	YoB	Club	Time		FINA Pt					
1.	Stephen Milne	(94)	Perth City	3:47.85	A	901					
	50m 26.03	100m 54.36	150m 1:23.01	200m 1:51.80	250m 2:20.65	300m 2:50.03	350m 3:18.99	400m 3:47.85			
	26.03	28.33	28.65	28.79	28.85	29.38	28.96	28.86			
2.	Max Litchfield	(95)	Co Sheffield	3:48.38	A	894					
	50m 26.10	100m 54.85	150m 1:23.32	200m 1:51.99	250m 2:20.72	300m 2:50.22	350m 3:19.50	400m 3:48.38			
	26.10	28.75	28.47	28.67	28.73	29.50	29.28	28.88			
3.	Timothy Shuttleworth	(97)	Loughboro Un	3:49.19	A	885					
	50m 26.18	100m 54.76	150m 1:23.57	200m 1:52.62	250m 2:21.34	300m 2:50.67	350m 3:20.22	400m 3:49.19			
	26.18	28.58	28.81	29.05	28.72	29.33	29.55	28.97			
4.	Nicholas Grainger	(94)	Co Sheffield	3:49.76	A	878					
	50m 26.55	100m 55.07	150m 1:24.34	200m 1:53.89	250m 2:22.27	300m 2:51.49	350m 3:21.29	400m 3:49.76			
	26.55	28.52	29.27	29.55	28.38	29.22	29.80	28.47			
5.	James Guy	(95)	Bath Univ	3:49.96	A	876					
	50m 26.33	100m 54.55	150m 1:23.41	200m 1:52.53	250m 2:21.80	300m 2:51.58	350m 3:21.06	400m 3:49.96			
	26.33	28.22	28.86	29.12	29.27	29.78	29.48	28.90			
6.	Jay Lelliott	(95)	Bath Univ	3:50.10	A	874					
	50m 26.51	100m 55.08	150m 1:24.04	200m 1:53.32	250m 2:22.36	300m 2:51.82	350m 3:21.60	400m 3:50.10			
	26.51	28.57	28.96	29.28	29.04	29.46	29.78	28.50			
7.	Daniel Jervis	(96)	Swansea Aq	3:51.61	A	857					
	50m 26.65	100m 55.39	150m 1:24.66	200m 1:54.27	250m 2:23.67	300m 2:53.40	350m 3:22.82	400m 3:51.61			
	26.65	28.74	29.27	29.61	29.40	29.73	29.42	28.79			
8.	Samuel Budd	(98)	Co Sheffield	3:52.55	A	847					
	50m 26.20	100m 55.40	150m 1:25.01	200m 1:55.02	250m 2:23.92	300m 2:53.99	350m 3:23.80	400m 3:52.55			
	26.20	29.20	29.61	30.01	28.90	30.07	29.81	28.75			
9.	Tobias Robinson	(96)	Loughboro Un	3:54.09	RT	830					
	50m 26.94	100m 56.32	150m 1:25.94	200m 1:55.52	250m 2:25.43	300m 2:55.31	350m 3:25.16	400m 3:54.09			
	26.94	29.38	29.62	29.58	29.91	29.88	29.85	28.93			
10.	Tom Derbyshire	(98)	Bath Univ	3:54.23	RT	829					
	50m 27.38	100m 56.54	150m 1:26.05	200m 1:55.65	250m 2:25.39	300m 2:54.96	350m 3:24.90	400m 3:54.23			
	27.38	29.16	29.51	29.60	29.74	29.57	29.94	29.33			
11.	Richard Nagy	(93)	Co Sheffield	3:54.90		822					
	50m 27.21	100m 56.32	150m 1:26.05	200m 1:55.71	250m 2:25.43	300m 2:55.38	350m 3:25.44	400m 3:54.90			
	27.21	29.11	29.73	29.66	29.72	29.95	30.06	29.46			
12.	Caleb Hughes	(95)	Loughboro Un	3:55.71		813					
	50m 26.92	100m 56.08	150m 1:25.62	200m 1:55.46	250m 2:25.22	300m 2:55.54	350m 3:26.13	400m 3:55.71			
	26.92	29.16	29.54	29.84	29.76	30.32	30.59	29.58			
13.	Harrison Coulter	(99)	Stockport Mo	3:55.73	J	813					
	50m 27.30	100m 55.99	150m 1:25.52	200m 1:55.03	250m 2:25.13	300m 2:55.42	350m 3:26.25	400m 3:55.73			
	27.30	28.69	29.53	29.51	30.10	30.29	30.83	29.48			
14.	Cameron Kurle	(97)	Bath Univ	3:56.22	T	808					
	50m 26.57	100m 55.50	150m 1:24.95	200m 1:54.89	250m 2:25.15	300m 2:55.98	350m 3:27.18	400m 3:56.22			
	26.57	28.93	29.45	29.94	30.26	30.83	31.20	29.04			
15.	Thomas Kingham	(98)	Millfield	3:56.42	T	806					
	50m 26.80	100m 56.09	150m 1:26.00	200m 1:56.23	250m 2:26.54	300m 2:57.04	350m 3:27.08	400m 3:56.42			
	26.80	29.29	29.91	30.23	30.31	30.50	30.04	29.34			
16.	Luke Turley	(00)	Hatfield	3:56.82	J	802					
	50m 27.59	100m 57.37	150m 1:27.79	200m 1:58.06	250m 2:27.48	300m 2:57.76	350m 3:28.25	400m 3:56.82			
	27.59	29.78	30.42	30.27	29.42	30.28	30.49	28.57			
17.	Kieran Bird	(99)	Millfield	3:57.70	J	793					
	50m 27.82	100m 57.86	150m 1:27.77	200m 1:58.27	250m 2:28.18	300m 2:58.53	350m 3:28.34	400m 3:57.70			
	27.82	30.04	29.91	30.50	29.91	30.35	29.81	29.36			
18.	Michael Gunning	(94)	London Aquat	3:57.82		792					
	50m 26.93	100m 55.93	150m 1:25.33	200m 1:55.54	250m 2:25.64	300m 2:56.45	350m 3:27.13	400m 3:57.82			
	26.93	29.00	29.40	30.21	30.10	30.81	30.68	30.69			
19.	Max Murphy	(00)	Co Milton K	3:58.07	J	789					
	50m 26.93	100m 56.28	150m 1:26.33	200m 1:56.92	250m 2:27.36	300m 2:58.02	350m 3:28.72	400m 3:58.07			
	26.93	29.35	30.05	30.59	30.44	30.66	30.70	29.35			
20.	Nathan Wells	(98)	Loughboro Un	3:58.17	T	788					
	50m 26.69	100m 55.95	150m 1:25.75	200m 1:55.93	250m 2:26.14	300m 2:56.90	350m 3:27.57	400m 3:58.17			
	26.69	29.26	29.80	30.18	30.21	30.76	30.67	30.60			
21.	Nathan Hughes	(00)	Loughboro Un	3:59.05	J	780					
	50m 27.28	100m 57.25	150m 1:27.64	200m 1:58.25	250m 2:28.68	300m 3:00.05	350m 3:30.38	400m 3:59.05			
	27.28	29.97	30.39	30.61	30.43	31.37	30.33	28.67			
22.	Brodie Williams	(99)	Millfield	3:59.25	J	778					
	50m 26.96	100m 56.47	150m 1:26.39	200m 1:56.74	250m 2:27.29	300m 2:57.71	350m 3:28.59	400m 3:59.25			
	26.96	29.51	29.92	30.35	30.55	30.42	30.88	30.66			
23.	Jakob Goodman	(00)	Millfield	4:00.13	J	769					
	50m 27.77	100m 58.04	150m 1:28.82	200m 1:58.56	250m 2:29.06	300m 2:59.47	350m 3:29.91	400m 4:00.13			
	27.77	30.27	30.78	29.74	30.50	30.41	30.44	30.22			
24.	Thomas Howley	(96)	Newcastle	4:00.44	T	766					
	50m 27.04	100m 56.54	150m 1:26.50	200m 1:56.93	250m 2:27.52	300m 2:58.59	350m 3:30.09	400m 4:00.44			
	27.04	29.50	29.96	30.43	30.59	31.07	31.50	30.35			

Funding Partner

Official Partner

Official Suppliers

Endorsed Product

Host City and Venue



Marketing Sheffield



**Day 1 18 April 2017 Heat Results**

***EVENT 101 Mens Open 400m Freestyle***

25. Charlie Humphries	(99) Co Sheffield	4:00.61	J	765					
50m 27.30	100m 56.87	150m 1:27.04	200m 1:57.90	250m 2:28.19	300m 2:59.08	350m 3:29.81	400m 4:00.61		
27.30	29.57	30.17	30.86	30.29	30.89	30.73	30.80		
26. Luke Robins	(99) Millfield	4:01.34		758					
50m 27.27	100m 56.93	150m 1:27.30	200m 1:58.21	250m 2:28.38	300m 2:59.85	350m 3:31.06	400m 4:01.34		
27.27	29.66	30.37	30.91	30.17	31.47	31.21	30.28		
27. Samuel Osborne	(01) Co Birm'ham	4:01.69		754					
50m 27.97	100m 57.66	150m 1:28.27	200m 1:59.32	250m 2:30.21	300m 3:01.09	350m 3:31.66	400m 4:01.69		
27.97	29.69	30.61	31.05	30.89	30.88	30.57	30.03		
28. Archie Goodburn	(01) Warrender Ba	4:01.92		752					
50m 27.23	100m 57.08	150m 1:27.42	200m 1:58.23	250m 2:28.51	300m 2:59.55	350m 3:31.05	400m 4:01.92		
27.23	29.85	30.34	30.81	30.28	31.04	31.50	30.87		
29. Kyle Chisholm	(97) Bo Kirklees	4:02.08	T	751					
50m 26.64	100m 56.08	150m 1:25.85	200m 1:56.25	250m 2:26.86	300m 2:58.32	350m 3:30.42	400m 4:02.08		
26.64	29.44	29.77	30.40	30.61	31.46	32.10	31.66		
30. William Foster	(00) Co Derby	4:02.09		751					
50m 27.32	100m 57.46	150m 1:27.82	200m 1:59.21	250m 2:29.77	300m 3:00.29	350m 3:31.22	400m 4:02.09		
27.32	30.14	30.36	31.39	30.56	30.52	30.93	30.87		
31. Harry Constantine	(00) Hatfield	4:02.82		744					
50m 27.50	100m 58.74	150m 1:30.01	200m 2:01.80	250m 2:32.27	300m 3:03.70	350m 3:33.78	400m 4:02.82		
27.50	31.24	31.27	31.79	30.47	31.43	30.08	29.04		
32. Max Tambling	(99) Hackney	4:03.49		738					
50m 27.95	100m 58.64	150m 1:29.64	200m 2:00.87	250m 2:31.43	300m 3:01.90	350m 3:32.99	400m 4:03.49		
27.95	30.69	31.00	31.23	30.56	30.47	31.09	30.50		
33. William Bell	(02) Co Leicester	4:03.99		733					
50m 27.85	100m 57.97	150m 1:29.08	200m 2:00.22	250m 2:31.50	300m 3:03.06	350m 3:34.07	400m 4:03.99		
27.85	30.12	31.11	31.14	31.28	31.56	31.01	29.92		
34. Thomas Thornley	(99) Millfield	4:04.07		733					
50m 28.06	100m 58.08	150m 1:28.77	200m 1:59.48	250m 2:30.86	300m 3:02.35	350m 3:33.46	400m 4:04.07		
28.06	30.02	30.69	30.71	31.38	31.49	31.11	30.61		
35. Casey Barrett	(99) Royal Wolv	4:04.16		732					
50m 26.85	100m 56.46	150m 1:27.11	200m 1:58.43	250m 2:29.36	300m 3:00.93	350m 3:32.85	400m 4:04.16		
26.85	29.61	30.65	31.32	30.93	31.57	31.92	31.31		
36. Jamie Scholes	(00) Co Peterboro	4:04.31		730					
50m 27.31	100m 57.78	150m 1:28.87	200m 1:59.83	250m 2:30.66	300m 3:01.92	350m 3:33.56	400m 4:04.31		
27.31	30.47	31.09	30.96	30.83	31.26	31.64	30.75		
37. Matthew George	(00) Co Salford	4:04.32		730					
50m 27.16	100m 56.91	150m 1:27.43	200m 1:58.27	250m 2:29.34	300m 3:00.72	350m 3:32.58	400m 4:04.32		
27.16	29.75	30.52	30.84	31.07	31.38	31.86	31.74		
38. Tony-Joe Trett Oliver	(99) Mt Kelly	4:04.45		729					
50m 28.20	100m 58.78	150m 1:29.60	200m 2:00.94	250m 2:32.23	300m 3:02.90	350m 3:33.91	400m 4:04.45		
28.20	30.58	30.82	31.34	31.29	30.67	31.01	30.54		
39. Ioan Evans	(02) Co Cardiff	4:04.47		729					
50m 27.78	100m 58.25	150m 1:29.40	200m 2:00.37	250m 2:31.26	300m 3:02.46	350m 3:33.64	400m 4:04.47		
27.78	30.47	31.15	30.97	30.89	31.20	31.18	30.83		
40. Nathan Wells	(99) Ellesmere Co	4:05.37		721					
50m 27.73	100m 57.65	150m 1:28.16	200m 1:59.09	250m 2:30.30	300m 3:01.85	350m 3:33.81	400m 4:05.37		
27.73	29.92	30.51	30.93	31.21	31.55	31.96	31.56		
41. Myles Robinson-Young	(02) Co Peterboro	4:05.67		718					
50m 28.48	100m 59.45	150m 1:31.13	200m 2:01.98	250m 2:32.97	300m 3:04.68	350m 3:35.39	400m 4:05.67		
28.48	30.97	31.68	30.85	30.99	31.71	30.71	30.28		
42. Richard Laird	(99) Eastkilbride	4:05.81		717					
50m 28.26	100m 58.90	150m 1:29.84	200m 2:01.00	250m 2:31.90	300m 3:03.12	350m 3:34.62	400m 4:05.81		
28.26	30.64	30.94	31.16	30.90	31.22	31.50	31.19		
43. Jacques Bonsell	(99) Blackpool Aq	4:06.22		714					
50m 28.17	100m 58.10	150m 1:29.04	200m 2:00.15	250m 2:31.72	300m 3:03.62	350m 3:35.86	400m 4:06.22		
28.17	29.93	30.94	31.11	31.57	31.90	32.24	30.36		
44. Harley Beentjes	(00) Wigan BEST	4:06.71		709					
50m 27.80	100m 58.24	150m 1:29.82	200m 2:00.89	250m 2:32.61	300m 3:04.64	350m 3:36.39	400m 4:06.71		
27.80	30.44	31.58	31.07	31.72	32.03	31.75	30.32		
45. Samuel Crabtree	(99) Thanet Swim	4:07.47		703					
50m 27.34	100m 57.58	150m 1:28.68	200m 2:00.63	250m 2:31.67	300m 3:03.31	350m 3:35.31	400m 4:07.47		
27.34	30.24	31.10	31.95	31.04	31.64	32.00	32.16		
46. Gordon Mason	(99) Ellesmere Co	4:08.69		692					
50m 27.77	100m 58.10	150m 1:29.67	200m 2:01.09	250m 2:32.76	300m 3:04.69	350m 3:36.93	400m 4:08.69		
27.77	30.33	31.57	31.42	31.67	31.93	32.24	31.76		
47. Archie Plowman	(01) Northampton	4:08.92		691					
50m 27.66	100m 58.33	150m 1:29.96	200m 2:02.02	250m 2:34.01	300m 3:05.92	350m 3:38.19	400m 4:08.92		
27.66	30.67	31.63	32.06	31.99	31.91	32.27	30.73		
48. Adam Wilson	(01) Newcastle	4:09.01		690					
50m 28.06	100m 58.28	150m 1:29.79	200m 2:01.71	250m 2:33.77	300m 3:05.89	350m 3:37.44	400m 4:09.01		
28.06	30.22	31.51	31.92	32.06	32.12	31.55	31.57		
49. Ryan Retson	(00) F.I.R.S.T.	4:10.31		679					
50m 28.01	100m 58.32	150m 1:29.47	200m 2:00.77	250m 2:32.33	300m 3:04.30	350m 3:37.44	400m 4:10.31		
28.01	30.31	31.15	31.30	31.56	31.97	33.14	32.87		

Funding Partner

Official Partner

Official Suppliers

Endorsed Product

Host City and Venue



Marketing Sheffield



**Day 1 18 April 2017 Heat Results**

***EVENT 101 Mens Open 400m Freestyle***

50. Adam Davies	(01) Plymouth Lea	4:11.03	673
50m 28.30	100m 59.24	150m 1:30.52	200m 2:02.63
28.30	30.94	31.28	32.11
			250m 2:34.59
			31.96
			300m 3:06.90
			32.31
			350m 3:39.32
			32.42
			400m 4:11.03
			31.71
51. Joel Thompson	(01) Shiverers	4:13.10	657
50m 27.80	100m 58.09	150m 1:29.66	200m 2:01.69
27.80	30.29	31.57	32.03
			250m 2:34.46
			32.77
			300m 3:07.52
			33.06
			350m 3:40.70
			33.18
			400m 4:13.10
			32.40
52. William Martin	(00) Maxwell	4:13.64	653
50m 27.72	100m 58.60	150m 1:30.38	200m 2:02.60
27.72	30.88	31.78	32.22
			250m 2:35.34
			32.74
			300m 3:08.25
			32.91
			350m 3:41.30
			33.05
			400m 4:13.64
			32.34

Funding Partner



Official Partner



Official Suppliers



Endorsed Product



Host City and Venue

Marketing Sheffield



**Day 1 18 April 2017 Heat Results**

***EVENT 102 Womens Open 200m Freestyle***

**Open Age Group - Full Results**

Place	Name	YoB	Club	Time		FINA Pt	50	100	150
1.	Eleanor Faulkner	(93)	Co Sheffield	1:59.59	A	843	28.24	58.26	1:29.16
2.	Kathryn Greenslade	(98)	Edinburgh Un	1:59.70	A	840	28.01	58.00	1:28.77
3.	Lucy Hope	(97)	Edinburgh Un	1:59.90	A	836	27.69	57.69	1:28.59
4.	Jessica Jackson	(97)	Plymouth Lea	2:00.50	A	824	27.85	57.67	1:28.68
5.	Jazmin Carlin	(90)	Bath Univ	2:00.99	A	814	28.47	59.12	1:30.31
6.	Freya Anderson	(01)	Ellesmere Co	2:01.02	A	813	27.84	58.31	1:29.75
7.	Georgia Coates	(99)	Co Leeds	2:01.28	A	808	28.72	59.54	1:30.60
8.	Camilla Hattersley	(95)	Co Glasgow	2:01.70	A	800	28.22	59.17	1:30.74
9.	Georgina Boyle	(98)	Bath Univ	2:02.11	RT	792	28.98	59.98	1:31.40
10.	Holly Hibbott	(99)	Stockport Mo	2:02.17	RT	790	28.60	59.58	1:30.89
11.	Candice Hall	(97)	Loughboro Un	2:02.20	T	790	28.29	59.46	1:30.66
12.	Maya Westlake	(97)	Co Sheffield	2:02.26	T	789	28.32	58.25	1:29.55
13.	Darcy Deakin	(99)	Co Sheffield	2:02.30	T	788	28.33	58.87	1:30.28
14.	Abbie Houston	(95)	Co Sheffield	2:02.55		783	28.93	59.71	1:31.29
15.	Nikki Miller	(00)	Eastkilbride	2:03.13	J	772	28.93	1:00.32	1:31.99
16.	Alice Dearing	(97)	Loughboro Un	2:03.22	T	770	29.48	1:00.56	1:32.16
17.	Victoria Cunningham	(94)	Loughboro Un	2:03.80		760	29.13	1:00.45	1:32.53
18.	Jessica Podger	(01)	Co Bristol	2:03.92	J	757	29.03	1:00.11	1:32.00
19.	Elizabeth Harris	(00)	Stockport Mo	2:04.37	J	749	28.72	59.81	1:31.95
20.	Eva Vicary	(00)	Co Coventry	2:04.41	J	748	29.21	1:00.81	1:32.81
21.	Emilia Sansome	(01)	Wycombe Dist	2:04.50	J	747	29.35	1:01.27	1:33.30
22.	Sophie Smith	(01)	St Thomas	2:04.63	J	744	28.62	1:00.30	1:32.74
22.	Hannah Featherstone	(99)	Sedgefield	2:04.63	T	744	28.39	59.67	1:31.84
24.	Rebecca Sherwin	(00)	teamipswich	2:04.67	J	744	29.61	1:00.54	1:32.81
25.	Tazmin Pugh	(00)	Ellesmere Co	2:04.79	J	742	29.45	1:01.39	1:33.46
26.	Rachel Anderson	(02)	Millfield	2:04.90		740	29.57	1:01.32	1:33.09
27.	Mari Davies	(98)	Bath Univ	2:05.37	T	731	28.95	1:00.23	1:32.50
28.	Iona Macleod	(03)	Dun City Aqu	2:05.40		731	29.12	1:00.88	1:32.75
29.	Roisin Ramsay	(01)	Warrender Ba	2:05.43		730	29.56	1:01.90	1:34.33
30.	Athena Clayson	(01)	Mt Kelly	2:05.47		730	29.41	1:01.41	1:33.59
31.	Tia Ward	(03)	Co Leeds	2:05.48		729	29.68	1:01.40	1:33.50
32.	Leah Crisp	(01)	Co Leeds	2:05.62		727	29.51	1:01.34	1:33.87
33.	Jemima Hall	(01)	Hillingdon	2:05.65		726	29.12	1:01.07	1:33.58
34.	Anna Smail	(02)	Ellesmere Co	2:05.72		725	29.99	1:01.79	1:34.28
35.	Madeleine Crompton	(00)	Stockport Mo	2:06.07		719	29.24	1:00.86	1:33.04
36.	Alice Thickett	(02)	Co Sheffield	2:06.35		714	29.45	1:01.26	1:34.14
37.	Phoebe Griffiths	(00)	Ellesmere Co	2:06.48		712	29.72	1:01.81	1:34.62
37.	Maisie Macartney	(01)	Thanet Swim	2:06.48		712	28.98	1:01.07	1:33.97
39.	Katy Smith	(00)	Warrender Ba	2:06.54		711	29.17	1:00.97	1:33.87
40.	Hannah Sloan	(00)	Co Cardiff	2:06.55		711	30.18	1:02.64	1:35.01
41.	Georgina Dennis	(02)	Mt Kelly	2:06.61		710	29.45	1:01.28	1:34.42
42.	Jane Brown	(00)	Newcastle	2:06.83		706	29.07	1:01.12	1:33.99
43.	Isobel Jones	(97)	Co Milton K	2:07.20		700	28.88	1:00.58	1:33.55
44.	Alicia Dingle	(02)	Royal Wolv	2:07.40		697	29.63	1:01.46	1:34.27
45.	Michaela Glenister	(02)	Co Leicester	2:07.97		688	29.64	1:01.95	1:35.21
46.	Sian Martin	(00)	Newcastle	2:08.12		685	29.29	1:01.36	1:34.85
47.	Sophie Hobbah	(01)	Co Leeds	2:08.26		683	29.45	1:02.01	1:35.23
48.	Rebecca Sutton	(01)	Bridgend Cty	2:08.68		676	29.87	1:02.14	1:35.12
49.	Rosie Morgan	(03)	Aberdeen Per	2:09.16		669	30.02	1:02.19	1:35.29
50.	Caitlin Fearon	(00)	RTW Monson	2:10.11		654	28.93	1:01.38	1:35.41
51.	Meghan Byrne	(00)	Barnet Copt	2:11.42		635	30.39	1:03.14	1:37.20

Funding Partner

Official Partner

Official Suppliers

Endorsed Product

Host City and Venue



Marketing Sheffield



## Day 1 18 April 2017 Heat Results

### ***EVENT 103 mens Open 100m Breaststroke***

#### **Open Age Group - Full Results**

Place	Name	YoB	Club	Time		FINA Pt	50
1.	Adam Peaty	(94)	Loughboro Un	58.56	A	967	27.18
2.	Ross Murdoch	(94)	UniOfStirl	1:00.13	A	893	28.38
3.	Craig Benson	(94)	UniOfStirl	1:00.16	A	892	28.63
4.	Charlie Attwood	(97)	Bath Univ	1:00.39	A	882	27.95
5.	Andrew Willis	(90)	Bath Univ	1:00.95	A	858	28.75
6.	James Wilby	(92)	Loughboro Un	1:00.96	A	857	28.77
7.	Lawrence Palmer	(93)	Putteridge	1:01.66	A	828	28.84
8.	David Murphy	(98)	Co Oxford	1:01.79	A	823	29.06
9.	Calum Tait	(94)	Edinburgh Un	1:01.83	R	822	29.14
10.	Jamie Graham	(93)	UniOfStirl	1:02.12	R	810	29.02
11.	Chris Steeples	(92)	Derventio	1:02.13		810	28.89
12.	Daniel Wallace	(93)	UniOfStirl	1:02.15		809	29.23
13.	Edward Baxter	(98)	Loughboro Un	1:02.47	T	797	29.69
14.	Dominic Polling	(97)	Brighton	1:02.83	T	783	29.44
15.	Luke Davies	(97)	Bath Univ	1:02.85	T	782	29.47
16.	Kieren Preston	(97)	Edinburgh Un	1:03.37	T	763	29.74
17.	Chris Kerr	(93)	Warrender Ba	1:03.63		754	29.54
18.	Robert Lancaster	(97)	Loughboro Un	1:03.72	T	751	29.96
19.	Zak Aitchison	(98)	Millfield	1:03.77	T	749	29.33
20.	Lewis Fraser	(00)	Swansea Aq	1:04.01	J	740	30.01
21.	Harry Devlin	(00)	York City	1:04.03	J	740	29.88
22.	Daniel Lim	(96)	Edinburgh Un	1:04.12		737	29.77
23.	Connor Bryan	(00)	Co Oxford	1:04.17	J	735	30.09
24.	Oliver Crosby	(99)	Stockport Mo	1:04.22	J	733	30.14
25.	George Clough	(99)	Warrender Ba	1:04.31	J	730	30.58
25.	William Ritchie	(98)	Preston	1:04.31	T	730	30.17
27.	Oliver Taverner	(01)	Mt Kelly	1:04.40	J	727	30.09
28.	James McFadzen	(99)	Wycombe Dist	1:04.49	J	724	30.50
29.	Callum Smart	(00)	Co Oxford	1:04.54	J	722	30.15
30.	Benedict Tortolano	(97)	StirlingSwim	1:04.60	T	720	30.66
31.	Thomas Dean	(00)	Maidenhead	1:04.62		720	30.16
32.	James Lewis	(98)	Co Cardiff	1:04.68		718	30.50
33.	Sebastian Stewart	(00)	Sevenoaks	1:04.85		712	30.76
34.	Gregory Butler	(00)	Co Derby	1:04.86		712	30.30
35.	Joshua Thompson	(98)	Camforth	1:05.14		702	30.25
36.	Thomas Speed	(99)	Bo Barnsley	1:05.52		690	30.75
37.	Yaron Gerber	(98)	Barnet Copt	1:05.62		687	30.21
38.	Jacob Greenow	(99)	TauntonDeane	1:05.84		680	31.12
39.	Lewis Waters	(99)	Co Newport	1:05.92		678	30.79
40.	Cameron Muir	(99)	Sth Ayrshire	1:06.01		675	31.17
41.	Andrew Paige	(99)	Mt Kelly	1:06.11		672	30.71
42.	Archie Goodburn	(01)	Warrender Ba	1:06.15		671	31.13
43.	Matthew Rogers	(00)	Bromley	1:06.16		670	31.45
44.	Kyle Booth	(01)	Co Cardiff	1:06.22		669	31.18
45.	George Simmons	(99)	Wycombe Dist	1:06.28		667	31.12
46.	Harry James	(95)	Plymouth Lea	1:06.35		665	30.55
47.	James Watson	(00)	Plymouth Lea	1:06.62		657	31.11
48.	Jasper Lye	(99)	Co Bristol	1:06.67		655	30.77
49.	Adam Metcalf	(01)	Ellesmere Co	1:06.81		651	31.11
50.	Kenan Yeung	(00)	Preston	1:06.89		649	30.48
51.	Miles Clark	(00)	Ealing	1:06.96		647	31.47
52.	Joshua Lawson	(99)	Millfield	1:07.01		645	31.30
53.	Joseph Murray	(99)	Pioneer 79	1:07.05		644	30.92
54.	Tom Beagley	(00)	Plymouth Lea	1:07.08		643	32.03
54.	David Miller	(99)	Plymouth Lea	1:07.08		643	31.72
56.	Benjamin Arkle	(99)	Co Cambridge	1:07.12		642	31.47
57.	David Shipman	(00)	Potters Bar	1:07.18		640	30.97
58.	Liam Bollands	(99)	Middlesboro	1:07.29		637	30.80
59.	Jonathan Milner	(01)	Co Leeds	1:07.41		634	31.40
59.	Jack O'Brien	(00)	Co Manch Aq	1:07.41		634	31.34
61.	Andrew Macintosh	(01)	Eastkilbride	1:07.42		634	31.38
62.	Alexander Boyd	(01)	Thanet Swim	1:07.54		630	31.29
63.	George Hopkins	(99)	Crawley	1:07.70		626	30.95
64.	Benjamin Lawton	(99)	Team Bath AS	1:07.84		622	31.04
65.	Connor Joyce	(00)	Cockermouth	1:07.97		618	31.80
66.	David Bloomfield	(99)	Brompton	1:08.78		597	31.71

Funding Partner

Official Partner

Official Suppliers

Endorsed Product

Host City and Venue



Marketing Sheffield



**Day 1 18 April 2017 Heat Results**

***EVENT 104 Womens Open 400m IM***

**Open Age Group - Full Results**

Place	Name	YoB	Club	Time		FINA Pt					
1.	Hannah Miley	(89)	Aberdeen Per	4:38.64	A	894					
	50m 30.04	100m 1:03.66	150m 1:39.55	200m 2:14.63	250m 2:53.61	300m 3:33.27	350m 4:06.45	400m 4:38.64			
	30.04	33.62	35.89	35.08	38.98	39.66	33.18	32.19			
2.	Rosie Rudin	(98)	Co Sheffield	4:39.81	A	882					
	50m 29.67	100m 1:03.14	150m 1:37.05	200m 2:10.68	250m 2:51.47	300m 3:33.76	350m 4:06.96	400m 4:39.81			
	29.67	33.47	33.91	33.63	40.79	42.29	33.20	32.85			
3.	Abbie Wood	(99)	Loughboro Un	4:41.13	A	870					
	50m 29.73	100m 1:03.45	150m 1:40.49	200m 2:17.91	250m 2:55.98	300m 3:35.39	350m 4:08.73	400m 4:41.13			
	29.73	33.72	37.04	37.42	38.07	39.41	33.34	32.40			
4.	Aimee Willmott	(93)	London Aquat	4:41.62	A	865					
	50m 29.92	100m 1:03.23	150m 1:38.59	200m 2:13.57	250m 2:53.93	300m 3:34.54	350m 4:08.39	400m 4:41.62			
	29.92	33.31	35.36	34.98	40.36	40.61	33.85	33.23			
5.	Constance Dean	(98)	Maidenhead	4:48.33	A	806					
	50m 31.12	100m 1:07.65	150m 1:45.70	200m 2:22.88	250m 3:00.69	300m 3:40.51	350m 4:14.72	400m 4:48.33			
	31.12	36.53	38.05	37.18	37.81	39.82	34.21	33.61			
6.	Emily Siebrecht	(97)	Bath Univ	4:49.21	A	799					
	50m 30.91	100m 1:06.11	150m 1:44.07	200m 2:20.71	250m 3:02.13	300m 3:44.17	350m 4:17.17	400m 4:49.21			
	30.91	35.20	37.96	36.64	41.42	42.04	33.00	32.04			
7.	Lucy McKenzie	(97)	Stockport Mo	4:49.64	A	796					
	50m 30.55	100m 1:05.56	150m 1:42.42	200m 2:18.21	250m 3:00.76	300m 3:44.40	350m 4:17.72	400m 4:49.64			
	30.55	35.01	36.86	35.79	42.55	43.64	33.32	31.92			
8.	Orla Adams	(95)	Aberdeen Per	4:50.21	A	791					
	50m 30.35	100m 1:05.91	150m 1:43.90	200m 2:21.38	250m 3:01.49	300m 3:42.43	350m 4:16.61	400m 4:50.21			
	30.35	35.56	37.99	37.48	40.11	40.94	34.18	33.60			
9.	Emily Large	(01)	Newcastle	4:51.42	RJ	781					
	50m 29.47	100m 1:03.20	150m 1:41.41	200m 2:19.73	250m 3:01.03	300m 3:43.86	350m 4:18.32	400m 4:51.42			
	29.47	33.73	38.21	38.32	41.30	42.83	34.46	33.10			
10.	Amber Keegan	(97)	Co Sheffield	4:54.09	RT	760					
	50m 31.14	100m 1:07.35	150m 1:44.64	200m 2:21.38	250m 3:04.00	300m 3:47.65	350m 4:21.27	400m 4:54.09			
	31.14	36.21	37.29	36.74	42.62	43.65	33.62	32.82			
11.	Amy Bell	(00)	Co Sheffield	4:54.56	J	756					
	50m 30.53	100m 1:05.70	150m 1:44.37	200m 2:22.82	250m 3:03.38	300m 3:45.74	350m 4:20.93	400m 4:54.56			
	30.53	35.17	38.67	38.45	40.56	42.36	35.19	33.63			
12.	Niamh McDonagh	(99)	Bo Stockton	4:55.52	T	749					
	50m 30.62	100m 1:06.73	150m 1:43.76	200m 2:21.82	250m 3:03.28	300m 3:47.19	350m 4:21.36	400m 4:55.52			
	30.62	36.11	37.03	38.06	41.46	43.91	34.17	34.16			
13.	Ciara Schlosshan	(01)	Co Leeds	4:55.66	J	748					
	50m 30.98	100m 1:06.60	150m 1:44.31	200m 2:22.08	250m 3:05.18	300m 3:48.42	350m 4:22.75	400m 4:55.66			
	30.98	35.62	37.71	37.77	43.10	43.24	34.33	32.91			
14.	Chanel Sneddon	(99)	F.I.R.S.T.	4:55.72	T	747					
	50m 30.54	100m 1:06.18	150m 1:44.44	200m 2:22.80	250m 3:04.88	300m 3:47.82	350m 4:22.18	400m 4:55.72			
	30.54	35.64	38.26	38.36	42.08	42.94	34.36	33.54			
15.	Tori Sopp	(00)	Wirral Metro	4:55.88	J	746					
	50m 29.78	100m 1:04.22	150m 1:41.48	200m 2:18.40	250m 3:02.43	300m 3:47.01	350m 4:21.65	400m 4:55.88			
	29.78	34.44	37.26	36.92	44.03	44.58	34.64	34.23			
16.	Mollie Wright	(98)	Nova Cent'n	4:56.44	T	742					
	50m 31.26	100m 1:06.95	150m 1:45.04	200m 2:22.84	250m 3:05.01	300m 3:48.49	350m 4:22.81	400m 4:56.44			
	31.26	35.69	38.09	37.80	42.17	43.48	34.32	33.63			
17.	Megan Sheard	(01)	Stockport Mo	4:56.97	J	738					
	50m 30.81	100m 1:05.70	150m 1:44.42	200m 2:21.79	250m 3:04.02	300m 3:47.47	350m 4:22.90	400m 4:56.97			
	30.81	34.89	38.72	37.37	42.23	43.45	35.43	34.07			
18.	Michaela Glenister	(02)	Co Leicester	4:57.81	J	732					
	50m 32.16	100m 1:10.10	150m 1:46.67	200m 2:24.17	250m 3:06.26	300m 3:50.10	350m 4:24.12	400m 4:57.81			
	32.16	37.94	36.57	37.50	42.09	43.84	34.02	33.69			
19.	Alicia Wilson	(00)	Guildford Ct	4:57.84	J	732					
	50m 30.60	100m 1:06.92	150m 1:45.02	200m 2:22.71	250m 3:04.25	300m 3:47.37	350m 4:23.97	400m 4:57.84			
	30.60	36.32	38.10	37.69	41.54	43.12	36.60	33.87			
20.	Rosanna Arnold	(00)	Thanet Swim	4:58.52	J	727					
	50m 31.06	100m 1:07.99	150m 1:48.48	200m 2:28.22	250m 3:07.99	300m 3:48.64	350m 4:23.66	400m 4:58.52			
	31.06	36.93	40.49	39.74	39.77	40.65	35.02	34.86			
21.	Amelia Monaghan	(02)	Co Peterboro	4:59.13		722					
	50m 31.88	100m 1:08.79	150m 1:47.75	200m 2:26.32	250m 3:06.95	300m 3:47.68	350m 4:24.80	400m 4:59.13			
	31.88	36.91	38.96	38.57	40.63	40.73	37.12	34.33			
22.	Tara Haworth	(99)	Lincoln Vulc	4:59.84	T	717					
	50m 31.23	100m 1:06.71	150m 1:44.46	200m 2:22.15	250m 3:06.56	300m 3:51.52	350m 4:26.36	400m 4:59.84			
	31.23	35.48	37.75	37.69	44.41	44.96	34.84	33.48			
23.	Olivia Gardner	(98)	Ellesmere Co	4:59.88	T	717					
	50m 30.99	100m 1:07.54	150m 1:43.99	200m 2:21.40	250m 3:05.58	300m 3:51.84	350m 4:25.97	400m 4:59.88			
	30.99	36.55	36.45	37.41	44.18	46.26	34.13	33.91			

Funding Partner

Official Partner

Official Suppliers

Endorsed Product

Host City and Venue



Marketing Sheffield



**Day 1 18 April 2017 Heat Results**

***EVENT 104 Womens Open 400m IM***

24. Rebecca Sutton	(01) Bridgend Cty	5:00.40	713						
50m 31.45	100m 1:07.36	150m 1:44.72	200m 2:21.62	250m 3:05.61	300m 3:50.20	350m 4:25.77	400m 5:00.40		
31.45	35.91	37.36	36.90	43.99	44.59	35.57	34.63		
25. Rebecca Clynes	(02) Co Leeds	5:00.50	712						
50m 30.98	100m 1:06.93	150m 1:46.35	200m 2:25.23	250m 3:06.95	300m 3:50.03	350m 4:26.21	400m 5:00.50		
30.98	35.95	39.42	38.88	41.72	43.08	36.18	34.29		
26. Ellinor Southward	(01) Ellesmere Co	5:00.51	712						
50m 30.35	100m 1:04.66	150m 1:41.51	200m 2:17.75	250m 3:04.42	300m 3:51.90	350m 4:26.44	400m 5:00.51		
30.35	34.31	36.85	36.24	46.67	47.48	34.54	34.07		
27. Sophia Wilson	(01) Millfield	5:00.65	711						
50m 31.11	100m 1:06.95	150m 1:44.45	200m 2:21.40	250m 3:04.85	300m 3:49.25	350m 4:25.19	400m 5:00.65		
31.11	35.84	37.50	36.95	43.45	44.40	35.94	35.46		
28. Keanna Macinnes	(01) Heart Of Mid	5:00.76	710						
50m 29.84	100m 1:04.42	150m 1:44.62	200m 2:22.82	250m 3:07.34	300m 3:51.85	350m 4:27.18	400m 5:00.76		
29.84	34.58	40.20	38.20	44.52	44.51	35.33	33.58		
29. Rachel Anderson	(02) Millfield	5:01.45	706						
50m 31.83	100m 1:07.87	150m 1:45.28	200m 2:23.20	250m 3:08.77	300m 3:54.13	350m 4:28.75	400m 5:01.45		
31.83	36.04	37.41	37.92	45.57	45.36	34.62	32.70		
30. Daisy Anderson	(01) Thanet Swim	5:02.59	698						
50m 30.07	100m 1:06.99	150m 1:44.24	200m 2:22.15	250m 3:06.85	300m 3:53.58	350m 4:28.72	400m 5:02.59		
30.07	36.92	37.25	37.91	44.70	46.73	35.14	33.87		
31. Erin Davies	(03) Co Birm'ham	5:03.06	694						
50m 32.11	100m 1:10.11	150m 1:48.42	200m 2:27.62	250m 3:10.16	300m 3:54.59	350m 4:28.96	400m 5:03.06		
32.11	38.00	38.31	39.20	42.54	44.43	34.37	34.10		
32. Ellie Wheeler	(02) Basildon Ph	5:03.23	693						
50m 32.10	100m 1:09.94	150m 1:48.97	200m 2:27.32	250m 3:10.26	300m 3:53.66	350m 4:29.10	400m 5:03.23		
32.10	37.84	39.03	38.35	42.94	43.40	35.44	34.13		
33. Gaia Alcaras	(02) Aberdeen Per	5:04.17	687						
50m 30.84	100m 1:06.67	150m 1:46.66	200m 2:25.54	250m 3:09.59	300m 3:55.58	350m 4:30.38	400m 5:04.17		
30.84	35.83	39.99	38.88	44.05	45.99	34.80	33.79		
34. Keelan Fitton	(00) Bo Kirklees	5:04.40	685						
50m 31.28	100m 1:07.47	150m 1:46.60	200m 2:26.23	250m 3:09.22	300m 3:53.50	350m 4:29.03	400m 5:04.40		
31.28	36.19	39.13	39.63	42.99	44.28	35.53	35.37		
35. Madelaine Hardingham	(03) Newcastle	5:04.64	684						
50m 32.20	100m 1:08.19	150m 1:45.20	200m 2:21.97	250m 3:06.61	300m 3:52.09	350m 4:29.17	400m 5:04.64		
32.20	35.99	37.01	36.77	44.64	45.48	37.08	35.47		
36. Iona Macleod	(03) Dun City Aqu	5:04.71	683						
50m 31.64	100m 1:10.76	150m 1:47.38	200m 2:25.18	250m 3:10.85	300m 3:57.19	350m 4:31.81	400m 5:04.71		
31.64	39.12	36.62	37.80	45.67	46.34	34.62	32.90		
37. Jessica Thomson	(99) Aberdeen Per	5:04.83	T 682						
50m 32.29	100m 1:09.11	150m 1:49.24	200m 2:27.80	250m 3:12.01	300m 3:57.22	350m 4:31.49	400m 5:04.83		
32.29	36.82	40.13	38.56	44.21	45.21	34.27	33.34		
38. Caitlin Mackay	(01) Wycombe Dist	5:05.27	679						
50m 31.22	100m 1:07.19	150m 1:45.79	200m 2:24.79	250m 3:08.78	300m 3:53.86	350m 4:30.49	400m 5:05.27		
31.22	35.97	38.60	39.00	43.99	45.08	36.63	34.78		
39. Rebecca Fisher	(01) Co Leeds	5:06.01	674						
50m 31.03	100m 1:07.14	150m 1:46.55	200m 2:26.19	250m 3:10.77	300m 3:56.75	350m 4:31.71	400m 5:06.01		
31.03	36.11	39.41	39.64	44.58	45.98	34.96	34.30		
40. Olivia Tatton	(00) Northampton	5:06.06	674						
50m 31.64	100m 1:09.06	150m 1:46.78	200m 2:24.08	250m 3:09.31	300m 3:55.74	350m 4:31.75	400m 5:06.06		
31.64	37.42	37.72	37.30	45.23	46.43	36.01	34.31		
41. Meghan Byrne	(00) Barnet Copt	5:06.26	673						
50m 31.82	100m 1:08.78	150m 1:49.37	200m 2:28.84	250m 3:12.87	300m 3:58.78	350m 4:32.80	400m 5:06.26		
31.82	36.96	40.59	39.47	44.03	45.91	34.02	33.46		
42. Kiera Henley	(01) Stockport Mo	5:06.37	672						
50m 30.74	100m 1:06.99	150m 1:47.07	200m 2:26.43	250m 3:10.72	300m 3:55.67	350m 4:31.61	400m 5:06.37		
30.74	36.25	40.08	39.36	44.29	44.95	35.94	34.76		
43. Phoebe Griffiths	(00) Ellesmere Co	5:06.88	669						
50m 32.41	100m 1:09.95	150m 1:50.49	200m 2:29.81	250m 3:14.39	300m 3:59.01	350m 4:33.66	400m 5:06.88		
32.41	37.54	40.54	39.32	44.58	44.62	34.65	33.22		
44. Katie Taylor	(00) Heart Of Mid	5:07.10	667						
50m 31.97	100m 1:07.40	150m 1:46.34	200m 2:24.67	250m 3:09.97	300m 3:56.14	350m 4:31.90	400m 5:07.10		
31.97	35.43	38.94	38.33	45.30	46.17	35.76	35.20		
45. Eleanor Cowan	(02) Wycombe Dist	5:07.28	666						
50m 30.59	100m 1:05.90	150m 1:45.39	200m 2:23.48	250m 3:08.02	300m 3:54.40	350m 4:31.65	400m 5:07.28		
30.59	35.31	39.49	38.09	44.54	46.38	37.25	35.63		
46. Lily Booker	(01) Co Bristol	5:07.35	666						
50m 31.03	100m 1:08.22	150m 1:48.05	200m 2:28.44	250m 3:10.96	300m 3:54.11	350m 4:32.13	400m 5:07.35		
31.03	37.19	39.83	40.39	42.52	43.15	38.02	35.22		
47. Melanie Hall	(99) Royal Wolv	5:08.03	T 661						
50m 30.84	100m 1:05.52	150m 1:45.38	200m 2:25.85	250m 3:11.03	300m 3:56.23	350m 4:32.37	400m 5:08.03		
30.84	34.68	39.86	40.47	45.18	45.20	36.14	35.66		
48. Tia Ward	(03) Co Leeds	5:08.19	660						
50m 32.15	100m 1:08.78	150m 1:47.00	200m 2:25.13	250m 3:10.63	300m 3:57.19	350m 4:33.17	400m 5:08.19		
32.15	36.63	38.22	38.13	45.50	46.56	35.98	35.02		
49. Elizabeth Kingham	(02) Co Birm'ham	5:09.91	649						
50m 31.44	100m 1:08.90	150m 1:49.01	200m 2:29.24	250m 3:11.83	300m 3:55.17	350m 4:32.64	400m 5:09.91		
31.44	37.46	40.11	40.23	42.59	43.34	37.47	37.27		
50. Alexandra Bartley	(02) Co Birm'ham	5:13.49	627						
50m 32.38	100m 1:09.99	150m 1:50.81	200m 2:30.87	250m 3:14.74	300m 4:00.16	350m 4:37.30	400m 5:13.49		
32.38	37.61	40.82	40.06	43.87	45.42	37.14	36.19		

Funding Partner

Official Partner

Official Suppliers

Endorsed Product

Host City and Venue



Marketing Sheffield



## Day 1 18 April 2017 Heat Results

### ***EVENT 105 Mens Open 50m Backstroke***

#### **Open Age Group - Full Results**

Place	Name	YoB	Club	Time		FINA Pt
1.	Joe Elwood	(93)	Loughboro Un	25.54	A	833
2.	Luke Greenbank	(97)	Loughboro Un	25.86	A	803
3.	Chris Walker-Hebborn	(90)	Bath Univ	25.88	A	801
4.	Charlie Boldison	(92)	UniOfStirl	25.91	A	798
5.	Daniel Cross	(97)	Loughboro Un	26.11	A	780
6.	Craig McNally	(92)	Co Glasgow	26.18	A	774
7.	Henry Chesterman	(98)	Millfield	26.23	A	769
8.	Nicholas Pyle	(00)	Newcastle	26.30	A	763
9.	Kieran McGuckin	(90)	Edinburgh Un	26.31	R	762
10.	Elliot Clogg	(99)	Co Sheffield	26.35	RJ	759
11.	James Oxborrow	(98)	Loughboro Un	26.52	T	744
12.	Liam White	(98)	Exeter City	26.53	T	744
12.	Perry Gardner	(97)	Plymouth Lea	26.53	T	744
14.	James McFadzen	(99)	Wycombe Dist	26.60	J	738
15.	Thomas Gilroy	(96)	Pioneer 79	26.62	T	736
16.	Christopher McColm	(97)	Edinburgh Un	26.63	T	735
17.	Alasdair Wright	(97)	Loughboro Un	26.69	T	730
18.	Joseph Small	(00)	Ellesmere Co	26.70	J	729
19.	Jahrel Murphy	(99)	Ealing	26.74	J	726
20.	Oliver Fitt	(99)	St Ives	26.78	J	723
21.	James Eddy	(00)	Wycombe Dist	26.79	J	722
22.	Scott Gibson	(00)	Eastkilbride	26.83	J	719
23.	Tom Rudd	(97)	Plymouth Lea	26.91	T	712
24.	Scott McLay	(99)	Perth City	26.93	J	711
25.	Antony Evitts	(95)	Co Liverpool	26.97		708
26.	Jacob Peters	(00)	Poole	26.98		707
27.	Jacob Jackson	(98)	Ellesmere Co	27.08	T	699
28.	Nathan McCleave	(01)	Dorking	27.19		691
29.	Alex Mason	(01)	Chester Le S	27.20		690
30.	Joe Watt	(00)	Co Glasgow	27.23		688
31.	Lewis Burras	(00)	Southport	27.24		687
31.	William Gayne	(99)	Nova Cent'n	27.24		687
31.	Ciaran Beard-Jones	(95)	Stockport Mo	27.24		687
34.	Harry Turner	(99)	Mt Kelly	27.30		682
35.	Thomas Thornley	(99)	Millfield	27.43		673
36.	Greg Watson	(96)	Co Glasgow	27.54		665
37.	Michael Rees	(00)	Sutton Cheam	27.59		661
38.	George Leaman	(99)	Clevedon	27.63		658
39.	Matthew Pomford	(00)	Co Liverpool	27.67		655
40.	Max McCusker	(00)	Millfield	27.73		651
40.	Jamie Scholes	(00)	Co Peterboro	27.73		651
42.	Joseph Walker	(99)	Maxwell	27.74		650
43.	Euan Cowan	(00)	York City	27.75		650
44.	Thomas Garden	(99)	Bracknell	27.76		649
45.	Neil Wylie	(00)	Prescot	27.80		646
46.	Samuel Pease	(99)	Basildon Ph	27.85		643
47.	Thomas Clare	(01)	teamipswich	27.86		642
48.	Sam Dailley	(01)	Plymouth Lea	28.00		632
49.	Benjamin Staig	(99)	Mt Kelly	28.03		630
49.	Thomas Beeley	(99)	Aberdeen Per	28.03		630
51.	Charlie Boden	(01)	Plymouth Lea	28.34		610

Funding Partner

Official Partner

Official Suppliers

Endorsed Product

Host City and Venue



Marketing Sheffield





## Day 1 18 April 2017 Heat Results

### ***EVENT 106 Womens Open 50m Breaststroke***

#### **Open Age Group - Full Results**

Place	Name	YoB	Club	Time		FINA Pt
1.	Sarah Vasey	(96)	Loughboro Un	30.57	A	896
2.	Imogen Clark	(99)	Loughboro Un	30.71	A	884
3.	Corrie Scott	(93)	Edinburgh Un	31.35	A	831
4.	Jocelyn Ulyett	(95)	Loughboro Un	31.50	A	819
5.	Beth Aitchison	(97)	Loughboro Un	31.78	A	798
6.	Kara Hanlon	(97)	Edinburgh Un	31.88	A	790
7.	Molly Renshaw	(96)	Loughboro Un	31.97	A	784
8.	Kathryn Johnstone	(90)	Edinburgh Un	32.18	A	768
9.	Rebecca Burton	(98)	Co Peterboro	32.19	RT	768
10.	Laura Kinley	(96)	Loughboro Un	32.26	R	763
11.	Megan Morrison	(98)	Loughboro Un	32.29	T	760
12.	Angharad Evans	(03)	West Suffolk	32.37	J	755
13.	Hayley Monteith	(94)	Edinburgh Un	32.38		754
14.	Annabel Guye-Johnson	(00)	RTW Monson	32.46	J	749
15.	Grace Gilroy	(97)	Loughboro Un	32.48	T	747
16.	Katie Robertson	(01)	Sth Ayrshire	32.53	J	744
17.	Tatiana Belonogoff	(01)	Guildford Ct	32.65	J	736
18.	Cerys Coley	(99)	Co Newport	32.78	T	727
19.	Anna Doughty	(99)	Bolton Metro	32.85	T	722
20.	Lucy Bean	(97)	Loughboro Un	32.86	T	722
21.	Rebecca Clynes	(02)	Co Leeds	32.88	J	720
22.	Sarah Tripp	(98)	Guildford Ct	33.07	T	708
23.	Bethan Sloan	(96)	Co Cardiff	33.12		705
24.	Maisie Cossins	(99)	Maidenhead	33.14	T	703
24.	Rachael Wilson	(88)	Derwentside	33.14		703
26.	Rachel Taylor	(00)	Co Sund'land	33.22	J	698
27.	Layla Black	(00)	Co Leeds	33.31	J	693
28.	Hannah Cox	(95)	Long Eaton	33.32		692
29.	Abigail Hurst	(01)	Berkhamsted	33.47	J	683
30.	Eve Thompson	(98)	UniOfStirl	33.53		679
31.	Chloe Edrich	(99)	Street	33.56		677
32.	Maia Hall	(02)	Loftus Dol	33.57		677
33.	Kayla Van Der Merwe	(02)	Bourmth Coll	33.65		672
33.	Lucy Ross	(02)	Eastkilbride	33.65		672
35.	Jessica Shaw	(99)	Southwold	33.66		671
36.	Emily Lawrence	(01)	Preston	33.67		671
37.	Amy Hodgson	(00)	Guildford Ct	33.72		668
38.	Stephanie Andrews	(01)	RTW Monson	33.74		667
39.	Stella Cookson	(00)	Team Bath AS	33.85		660
40.	Bethany Walker	(00)	Co Lincoln P	33.89		658
41.	Courtney Smith	(00)	Co Leicester	33.90		657
42.	Laura Hawkins	(00)	Royal Wolv	33.91		657
43.	Morgan Penney	(00)	Mt Kelly	33.93		655
44.	Jade Kennerell	(01)	Nova Cent'n	33.94		655
45.	Natalee Meldrum	(01)	Nova Cent'n	33.95		654
46.	Molly Lee	(01)	West Norfolk	34.04		649
47.	Keira Frosdick	(02)	West Norfolk	34.10		646
48.	Jessica Carroll	(01)	Yeovil	34.11		645
49.	Keelan Fitton	(00)	Bo Kirklees	34.23		638
49.	Jemimah Berkeley	(04)	RTW Monson	34.23		638
51.	Hollie Steer	(02)	Dinnaton	34.25		637
52.	Savanna Best	(00)	Mt Kelly	34.41		628
53.	Shauna Johnson	(00)	Newcastle	34.54		621
54.	Ellie Reilly	(03)	Heart Of Mid	34.62		617
55.	Izzy Pryce	(01)	Bourmth Coll	34.67		614
56.	Sophie Fussell	(02)	Teddington	34.75		610
57.	Katherine Russell	(02)	Co Leeds	34.77		609
58.	Holly McGarva	(01)	Radford	34.86		604
59.	Zoe Macdonald	(00)	Milngavie &B	34.93		601
60.	Miranda Bower	(00)	Burnley BOBC	35.01		597

Funding Partner

Official Partner

Official Suppliers

Endorsed Product

Host City and Venue



Marketing Sheffield



## Day 1 18 April 2017 Final Results

### ***EVENT 151 FINAL OF EVENT 105 Mens Junior 50m Backstroke***

Full Results

Place	Name	YoB	Club	Time	FINA Pt
1.	Scott McLay	(99)	Perth City	26.23	769
2.	Elliot Clogg	(99)	Co Sheffield	26.28	765
3.	James McFadzen	(99)	Wycombe Dist	26.46	749
4.	Jahrel Murphy	(99)	Ealing	26.61	737
5.	James Eddy	(00)	Wycombe Dist	26.70	729
6.	Joseph Small	(00)	Ellesmere Co	26.72	728
7.	Scott Gibson	(00)	Eastkilbride	26.75	725
8.	Oliver Fitt	(99)	St Ives	26.84	718

### ***EVENT 152 FINAL OF EVENT 105 Mens Target Tokyo 50m Backstroke***

Full Results

Place	Name	YoB	Club	Time	FINA Pt
1.	Perry Gardner	(97)	Plymouth Lea	26.14	777
2.	Liam White	(98)	Exeter City	26.34	760
3.	Alasdair Wright	(97)	Loughboro Un	26.48	748
4.	Thomas Gilroy	(96)	Pioneer 79	26.60	738
5.	Christopher McColm	(97)	Edinburgh Un	26.65	734
6.	James Oxborrow	(98)	Loughboro Un	26.68	731
7.	Jacob Jackson	(98)	Ellesmere Co	26.82	720
8.	Tom Rudd	(97)	Plymouth Lea	27.38	676

### ***EVENT 153 FINAL OF EVENT 105 Mens Open 50m Backstroke***

Full Results

Place	Name	YoB	Club	Time	FINA Pt
1.	Chris Walker-Hebborn	(90)	Bath Univ	25.19	869
2.	Joe Elwood	(93)	Loughboro Un	25.70	818
3.	Craig McNally	(92)	Co Glasgow	25.80	808
4.	Charlie Boldison	(92)	UniOfStirl	25.89	800
5.	Luke Greenbank	(97)	Loughboro Un	26.01	789
6.	Nicholas Pyle	(00)	Newcastle	26.08GBRAG	783
7.	Daniel Cross	(97)	Loughboro Un	26.15	776
8.	Henry Chesterman	(98)	Millfield	26.25	768

Funding Partner



Official Partner



Official Suppliers



Endorsed Product



Host City and Venue

Marketing Sheffield



## Day 1 18 April 2017 Final Results

### ***EVENT 154 FINAL OF EVENT 106 Womens Junior 50m Breaststroke***

Full Results

Place	Name	YoB	Club	Time	FINA Pt
1.	Angharad Evans	(03)	West Suffolk	32.04GBRAG	778
2.	Katie Robertson	(01)	Sth Ayrshire	32.36	756
3.	Tatiana Belonogoff	(01)	Guildford Ct	32.46	749
4.	Rachel Taylor	(00)	Co Sund'land	32.50	746
5.	Annabel Guye-Johnson	(00)	RTW Monson	32.57	741
6.	Rebecca Clynes	(02)	Co Leeds	32.96	715
7.	Layla Black	(00)	Co Leeds	33.00	712
8.	Abigail Hurst	(01)	Berkhamsted	33.29	694

### ***EVENT 155 FINAL OF EVENT 106 Womens Target Tokyo 50m Breaststroke***

Full Results

Place	Name	YoB	Club	Time	FINA Pt
1.	Megan Morrison	(98)	Loughboro Un	32.32	758
2.	Rebecca Burton	(98)	Co Peterboro	32.35	756
3.	Grace Gilroy	(97)	Loughboro Un	32.55	742
4.	Anna Doughty	(99)	Bolton Metro	32.69	733
5.	Lucy Bean	(97)	Loughboro Un	32.80	726
6.	Sarah Tripp	(98)	Guildford Ct	33.19	700
7.	Maisie Cossins	(99)	Maidenhead	33.58	676

### ***EVENT 156 FINAL OF EVENT 106 Womens Open 50m Breaststroke***

Full Results

Place	Name	YoB	Club	Time	FINA Pt
1.	Imogen Clark	(99)	Loughboro Un	30.21GBR	929
2.	Sarah Vasey	(96)	Loughboro Un	30.30	920
3.	Corrie Scott	(93)	Edinburgh Un	31.00	859
4.	Jocelyn Ulyett	(95)	Loughboro Un	31.37	829
5.	Kara Hanlon	(97)	Edinburgh Un	31.62	810
6.	Beth Aitchison	(97)	Loughboro Un	31.71	803
7.	Kathryn Johnstone	(90)	Edinburgh Un	31.74	801
8.	Molly Renshaw	(96)	Loughboro Un	32.19	768

Funding Partner



Official Partner



Official Suppliers



Endorsed Product



Host City and Venue

Marketing Sheffield



## Day 1 18 April 2017 Final Results

### ***EVENT 157 FINAL OF EVENT 102 Womens Junior 200m Freestyle***

Full Results

Place	Name	YoB	Club	Time	FINA Pt	50	100	150
1.	Nikki Miller	(00)	Eastkilbride	2:02.58	782	28.66	59.93	1:31.49
2.	Tazmin Pugh	(00)	Ellesmere Co	2:03.02	774	29.10	1:00.45	1:32.22
3.	Jessica Podger	(01)	Co Bristol	2:03.14	772	28.96	1:00.00	1:31.92
4.	Elizabeth Harris	(00)	Stockport Mo	2:03.15	772	28.53	59.66	1:31.30
5.	Rebecca Sherwin	(00)	teampiswich	2:04.03	755	28.94	59.84	1:32.14
6.	Emilia Sansome	(01)	Wycombe Dist	2:04.37	749	28.77	1:00.03	1:32.26
7.	Eva Vicary	(00)	Co Coventry	2:05.61	727	29.46	1:01.08	1:33.67
8.	Sophie Smith	(01)	St Thomas	2:06.02	720	29.10	1:01.11	1:33.66

### ***EVENT 158 FINAL OF EVENT 102 Womens Target Tokyo 200m Freestyle***

Full Results

Place	Name	YoB	Club	Time	FINA Pt	50	100	150
1.	Holly Hibbott	(99)	Stockport Mo	2:00.58	822	29.02	59.73	1:30.58
2.	Maya Westlake	(97)	Co Sheffield	2:00.72	819	28.93	59.58	1:30.32
3.	Georgina Boyle	(98)	Bath Univ	2:01.45	805	28.70	59.59	1:30.89
4.	Candice Hall	(97)	Loughboro Un	2:01.77	798	28.36	59.23	1:30.50
5.	Darcy Deakin	(99)	Co Sheffield	2:02.19	790	28.52	59.66	1:30.91
6.	Alice Dearing	(97)	Loughboro Un	2:02.25	789	29.07	1:00.00	1:31.46
7.	Hannah Featherstone	(99)	Sedgefield	2:04.48	747	28.30	1:00.00	1:31.93
8.	Mari Davies	(98)	Bath Univ	2:05.18	735	29.28	1:00.37	1:32.39

### ***EVENT 159 FINAL OF EVENT 102 Womens Open 200m Freestyle***

Full Results

Place	Name	YoB	Club	Time	FINA Pt	50	100	150
1.	Eleanor Faulkner	(93)	Co Sheffield	1:57.88	880	27.72	57.14	1:27.37
2.	Kathryn Greenslade	(98)	Edinburgh Un	1:59.39	847	27.77	57.54	1:27.90
3.	Jazmin Carlin	(90)	Bath Univ	1:59.59	843	28.17	58.51	1:29.50
4.	Lucy Hope	(97)	Edinburgh Un	1:59.71	840	27.67	57.30	1:27.93
5.	Freya Anderson	(01)	Ellesmere Co	2:00.41	826	27.95	58.33	1:29.42
6.	Camilla Hattersley	(95)	Co Glasgow	2:00.60	822	28.04	58.51	1:29.55
7.	Georgia Coates	(99)	Co Leeds	2:00.78	818	28.68	59.62	1:30.28
8.	Jessica Jackson	(97)	Plymouth Lea	2:01.80	798	27.74	57.99	1:29.27

Funding Partner

Official Partner

Official Suppliers

Endorsed Product

Host City and Venue



Marketing Sheffield



### Day 1 18 April 2017 Final Results

#### **EVENT 160 FINAL OF EVENT 101 Mens Junior 400m Freestyle**

Full Results

Place	Name	YoB	Club	Time			FINA Pt
1.	Luke Turley	(00)	Hatfield	3:53.83			833
	50m 27.90	100m 57.91	150m 1:28.36	200m 1:57.88	250m 2:27.16	300m 2:57.11	350m 3:26.58
	27.90	30.01	30.45	29.52	29.28	29.95	29.47
2.	Harrison Coulter	(99)	Stockport Mo	3:54.43			827
	50m 27.59	100m 57.35	150m 1:26.79	200m 1:56.26	250m 2:25.79	300m 2:55.94	350m 3:25.85
	27.59	29.76	29.44	29.47	29.53	30.15	29.91
3.	Kieran Bird	(99)	Millfield	3:56.46			806
	50m 28.05	100m 58.05	150m 1:27.76	200m 1:57.99	250m 2:28.01	300m 2:58.15	350m 3:27.99
	28.05	30.00	29.71	30.23	30.02	30.14	29.84
4.	Jakob Goodman	(00)	Millfield	3:57.21			798
	50m 27.34	100m 57.24	150m 1:27.57	200m 1:57.82	250m 2:27.96	300m 2:58.14	350m 3:27.66
	27.34	29.90	30.33	30.25	30.14	30.18	29.52
5.	Max Murphy	(00)	Co Milton K	3:58.17			788
	50m 26.96	100m 56.24	150m 1:26.08	200m 1:56.19	250m 2:26.56	300m 2:57.46	350m 3:27.85
	26.96	29.28	29.84	30.11	30.37	30.90	30.39
6.	Brodie Williams	(99)	Millfield	3:58.80			782
	50m 27.60	100m 57.66	150m 1:28.21	200m 1:58.76	250m 2:28.94	300m 2:59.40	350m 3:29.35
	27.60	30.06	30.55	30.55	30.18	30.46	29.95
7.	Nathan Hughes	(00)	Loughboro Un	4:00.89			762
	50m 27.69	100m 58.09	150m 1:28.53	200m 1:58.88	250m 2:29.17	300m 2:59.87	350m 3:30.56
	27.69	30.40	30.44	30.35	30.29	30.70	30.69
8.	Charlie Humphries	(99)	Co Sheffield	4:02.31			749
	50m 27.61	100m 57.47	150m 1:28.20	200m 1:59.17	250m 2:29.63	300m 3:00.51	350m 3:31.55
	27.61	29.86	30.73	30.97	30.46	30.88	31.04

#### **EVENT 161 FINAL OF EVENT 101 Mens Target Tokyo 400m Freestyle**

Full Results

Place	Name	YoB	Club	Time			FINA Pt
1.	Tom Derbyshire	(98)	Bath Univ	3:52.73			845
	50m 27.20	100m 56.34	150m 1:25.73	200m 1:55.28	250m 2:24.46	300m 2:54.17	350m 3:23.81
	27.20	29.14	29.39	29.55	29.18	29.71	29.64
2.	Tobias Robinson	(96)	Loughboro Un	3:53.28			839
	50m 27.09	100m 56.51	150m 1:26.20	200m 1:56.18	250m 2:25.83	300m 2:55.41	350m 3:24.93
	27.09	29.42	29.69	29.98	29.65	29.58	29.52
3.	Cameron Kurle	(97)	Bath Univ	3:57.05			800
	50m 25.52	100m 53.53	150m 1:22.62	200m 1:52.81	250m 2:23.79	300m 2:56.29	350m 3:26.75
	25.52	28.01	29.09	30.19	30.98	32.50	30.46
4.	Nathan Wells	(98)	Loughboro Un	3:57.68			793
	50m 26.95	100m 56.66	150m 1:27.01	200m 1:57.69	250m 2:28.21	300m 2:58.86	350m 3:28.57
	26.95	29.71	30.35	30.68	30.52	30.65	29.71
5.	Thomas Howley	(96)	Newcastle	3:58.41			786
	50m 27.10	100m 56.65	150m 1:26.76	200m 1:57.07	250m 2:27.20	300m 2:57.84	350m 3:28.83
	27.10	29.55	30.11	30.31	30.13	30.64	30.99
6.	Kyle Chisholm	(97)	Bo Kirklees	3:58.73			783
	50m 26.73	100m 56.53	150m 1:27.11	200m 1:57.91	250m 2:28.27	300m 2:58.95	350m 3:29.30
	26.73	29.80	30.58	30.80	30.36	30.68	30.35
7.	Thomas Kingham	(98)	Millfield	3:59.23			778
	50m 26.96	100m 56.40	150m 1:26.33	200m 1:56.76	250m 2:27.35	300m 2:58.30	350m 3:29.20
	26.96	29.44	29.93	30.43	30.59	30.95	30.90

#### **EVENT 162 FINAL OF EVENT 101 Mens Open 400m Freestyle**

Place	Name	YoB	Club	Time			FINA Pt
1.	James Guy	(95)	Bath Univ	3:44.74			938
	50m 25.43	100m 53.14	150m 1:21.18	200m 1:49.87	250m 2:18.60	300m 2:47.47	350m 3:16.40
	25.43	27.71	28.04	28.69	28.73	28.87	28.93
2.	Stephen Milne	(94)	Perth City	3:46.16			921
	50m 25.93	100m 53.96	150m 1:22.46	200m 1:51.14	250m 2:20.01	300m 2:49.23	350m 3:18.00
	25.93	28.03	28.50	28.68	28.87	29.22	28.77
3.	Max Litchfield	(95)	Co Sheffield	3:46.20			920
	50m 26.19	100m 54.39	150m 1:22.81	200m 1:51.63	250m 2:20.08	300m 2:48.79	350m 3:17.47
	26.19	28.20	28.42	28.82	28.45	28.71	28.68
4.	Jay Lelliott	(95)	Bath Univ	3:47.48			905
	50m 26.64	100m 54.86	150m 1:23.43	200m 1:52.28	250m 2:21.19	300m 2:50.17	350m 3:19.06
	26.64	28.22	28.57	28.85	28.91	28.98	28.89
5.	Nicholas Grainger	(94)	Co Sheffield	3:47.86			900
	50m 26.22	100m 54.36	150m 1:23.02	200m 1:51.85	250m 2:20.75	300m 2:49.78	350m 3:19.26
	26.22	28.14	28.66	28.83	28.90	29.03	29.48
6.	Timothy Shuttleworth	(97)	Loughboro Un	3:48.53			893
	50m 26.02	100m 54.25	150m 1:23.08	200m 1:52.16	250m 2:21.36	300m 2:50.74	350m 3:19.91
	26.02	28.23	28.83	29.08	29.20	29.38	29.17
7.	Daniel Jervis	(96)	Swansea Aq	3:49.21			885
	50m 26.77	100m 55.16	150m 1:24.38	200m 1:53.78	250m 2:22.80	300m 2:52.06	350m 3:21.00
	26.77	28.39	29.22	29.40	29.02	29.26	28.94
8.	Samuel Budd	(98)	Co Sheffield	3:50.69			868
	50m 26.43	100m 55.25	150m 1:24.41	200m 1:53.77	250m 2:22.77	300m 2:52.24	350m 3:21.84
	26.43	28.82	29.16	29.36	29.00	29.47	29.60

## Day 1 18 April 2017 Final Results

### EVENT 163 FINAL OF EVENT 104 Womens Junior 400m IM

Place	Name	YoB	Club	Time	FINA Pt
1.	Emily Large	(01)	Newcastle	4:47.97	809
	50m 29.15	100m 1:02.51	150m 1:40.61	200m -	250m 2:59.15
	29.15	33.36	38.10	-	300m 3:41.29
					350m 4:14.88
					400m 4:47.97
2.	Amy Bell	(00)	Co Sheffield	4:49.58	796
	50m 30.19	100m 1:04.73	150m 1:42.75	200m 2:20.42	250m 3:00.05
	30.19	34.54	38.02	37.67	300m 3:41.71
					350m 4:16.50
					400m 4:49.58
3.	Alicia Wilson	(00)	Guildford Ct	4:52.65	771
	50m 30.22	100m 1:05.90	150m 1:42.44	200m 2:19.44	250m 3:00.63
	30.22	35.68	36.54	37.00	300m 3:43.92
					350m 4:18.51
					400m 4:52.65
4.	Ciara Schlosshan	(01)	Co Leeds	4:54.76	755
	50m 30.61	100m 1:06.12	150m 1:43.82	200m 2:21.27	250m 3:03.81
	30.61	35.51	37.70	37.45	300m 3:46.92
					350m 4:21.72
					400m 4:54.76
5.	Rosanna Arnold	(00)	Thanet Swim	4:54.78	755
	50m 31.20	100m 1:07.15	150m 1:47.37	200m 2:26.52	250m 3:06.19
	31.20	35.95	40.22	39.15	300m 3:45.94
					350m 4:21.10
					400m 4:54.78
6.	Megan Sheard	(01)	Stockport Mo	4:56.93	738
	50m 30.68	100m 1:06.19	150m 1:45.20	200m 2:22.56	250m 3:04.90
	30.68	35.51	39.01	37.36	300m 3:48.21
					350m 4:23.26
					400m 4:56.93
7.	Michaela Glenister	(02)	Co Leicester	4:57.44	735
	50m 32.45	100m 1:08.46	150m 1:46.56	200m 2:23.51	250m 3:06.60
	32.45	36.01	38.10	36.95	300m 3:49.67
					350m 4:24.03
					400m 4:57.44
8.	Tori Sopp	(00)	Wirral Metro	4:59.96	716
	50m 29.77	100m 1:04.04	150m 1:41.91	200m 2:19.93	250m 3:03.88
	29.77	34.27	37.87	38.02	300m 3:49.26
					350m 4:24.53
					400m 4:59.96

### EVENT 164 FINAL OF EVENT 104 Womens Target Tokyo 400m IM

Full Results

Place	Name	YoB	Club	Time	FINA Pt
1.	Chanel Sneddon	(99)	F.I.R.S.T.	4:51.74	778
	50m 31.25	100m 1:06.82	150m 1:44.44	200m 2:23.30	250m 3:03.64
	31.25	35.57	37.62	38.86	300m 3:44.95
					350m 4:18.86
					400m 4:51.74
2.	Niamh McDonagh	(99)	Bo Stockton	4:53.17	767
	50m 30.69	100m 1:06.18	150m 1:44.31	200m 2:22.40	250m 3:03.08
	30.69	35.49	38.13	38.09	300m 3:45.60
					350m 4:20.03
					400m 4:53.17
3.	Amber Keegan	(97)	Co Sheffield	4:53.97	761
	50m 31.22	100m 1:06.95	150m 1:44.64	200m 2:21.72	250m 3:03.95
	31.22	35.73	37.69	37.08	300m 3:47.44
					350m 4:21.06
					400m 4:53.97
4.	Tara Haworth	(99)	Lincoln Vulc	4:55.90	746
	50m 30.87	100m 1:05.58	150m 1:43.14	200m 2:20.14	250m 3:03.26
	30.87	34.71	37.56	37.00	300m 3:47.67
					350m 4:22.64
					400m 4:55.90
5.	Mollie Wright	(98)	Nova Cent'n	4:55.92	746
	50m 31.22	100m 1:06.76	150m 1:44.59	200m 2:22.53	250m 3:05.42
	31.22	35.54	37.83	37.94	300m 3:48.63
					350m 4:22.78
					400m 4:55.92
6.	Melanie Hall	(99)	Royal Wolv	5:00.17	715
	50m 30.81	100m 1:05.39	150m 1:44.38	200m 2:23.27	250m 3:07.52
	30.81	34.58	38.99	38.89	300m 3:52.63
					350m 4:27.20
					400m 5:00.17
7.	Jessica Thomson	(99)	Aberdeen Per	5:00.67	711
	50m 31.62	100m 1:07.59	150m 1:46.41	200m 2:25.27	250m 3:08.76
	31.62	35.97	38.82	38.86	300m 3:53.46
					350m 4:27.43
					400m 5:00.67
8.	Olivia Gardner	(98)	Ellesmere Co	5:02.93	695
	50m 30.95	100m 1:07.16	150m 1:44.92	200m 2:22.64	250m 3:06.85
	30.95	36.21	37.76	37.72	300m 3:52.39
					350m 4:28.26
					400m 5:02.93

### EVENT 165 FINAL OF EVENT 104 Womens Open 400m IM

Full Results

Place	Name	YoB	Club	Time	FINA Pt
1.	Hannah Miley	(89)	Aberdeen Per	4:34.12	939
	50m 29.24	100m 1:02.57	150m 1:37.49	200m 2:12.64	250m 2:50.81
	29.24	33.33	34.92	35.15	300m 3:30.05
					350m 4:02.26
					400m 4:34.12
2.	Aimee Willmott	(93)	London Aquat	4:36.82	911
	50m 29.74	100m 1:02.50	150m 1:37.95	200m 2:12.93	250m 2:51.94
	29.74	32.76	35.45	34.98	300m 3:31.46
					350m 4:04.45
					400m 4:36.82
3.	Abbie Wood	(99)	Loughboro Un	4:37.25	907
	50m 28.98	100m 1:02.12	150m 1:39.05	200m 2:15.18	250m 2:53.69
	28.98	33.14	36.93	36.13	300m 3:33.65
					350m 4:05.27
					400m 4:37.25
4.	Rosie Rudin	(98)	Co Sheffield	4:38.74	893
	50m 29.34	100m 1:02.75	150m 1:36.91	200m 2:10.07	250m 2:51.01
	29.34	33.41	34.16	33.16	300m 3:33.39
					350m 4:05.85
					400m 4:38.74
5.	Constance Dean	(98)	Maidenhead	4:46.30	824
	50m 31.63	100m 1:08.07	150m 1:46.16	200m 2:23.36	250m 3:01.86
	31.63	36.44	38.09	37.20	300m 3:41.26
					350m 4:14.22
					400m 4:46.30
6.	Emily Siebrecht	(97)	Bath Univ	4:47.04	817
	50m 31.04	100m 1:06.08	150m 1:44.16	200m 2:21.25	250m 3:01.54
	31.04	35.04	38.08	37.09	300m 3:43.06
					350m 4:15.50
					400m 4:47.04
7.	Orla Adams	(95)	Aberdeen Per	4:49.99	793
	50m 30.60	100m 1:06.10	150m 1:44.34	200m 2:22.29	250m 3:02.15
	30.60	35.50	38.24	37.95	300m 3:43.22
					350m 4:17.33
					400m 4:49.99
8.	Lucy McKenzie	(97)	Stockport Mo	4:50.01	792
	50m 30.91	100m 1:06.50	150m 1:43.84	200m 2:19.85	250m 3:01.70
	30.91	35.59	37.34	36.01	300m 3:44.69
					350m 4:18.06
					400m 4:50.01

Funding Partner

Official Partner

Official Suppliers

Endorsed Product

Host City and Venue



Marketing Sheffield



## Day 1 18 April 2017 Final Results

### ***EVENT 166 FINAL OF EVENT 103 Mens Junior 100m Breaststroke***

Full Results

Place	Name	YoB	Club	Time	FINA Pt	50
1.	Callum Smart	(00)	Co Oxford	1:03.01	776	29.59
2.	James McFadzen	(99)	Wycombe Dist	1:03.39	762	30.11
3.	Harry Devlin	(00)	York City	1:03.82	747	29.74
4.	Oliver Crosby	(99)	Stockport Mo	1:03.87	745	30.16
5.	George Clough	(99)	Warrender Ba	1:03.93	743	30.30
6.	Lewis Fraser	(00)	Swansea Aq	1:04.05	739	30.24
7.	Connor Bryan	(00)	Co Oxford	1:04.19	734	29.97
8.	Oliver Taverner	(01)	Mt Kelly	1:04.26	732	30.29

### ***EVENT 167 FINAL OF EVENT 103 Mens Target Tokyo 100m Breaststroke***

Full Results

Place	Name	YoB	Club	Time	FINA Pt	50
1.	Edward Baxter	(98)	Loughboro Un	1:01.94	817	29.37
2.	Luke Davies	(97)	Bath Univ	1:02.20	807	29.12
3.	Kieren Preston	(97)	Edinburgh Un	1:02.56	793	29.98
4.	Dominic Polling	(97)	Brighton	1:03.13	772	29.68
5.	Robert Lancaster	(97)	Loughboro Un	1:03.78	748	29.81
6.	Zak Aitchison	(98)	Millfield	1:03.86	746	29.51
7.	William Ritchie	(98)	Preston	1:03.98	741	30.22
8.	Benedict Tortolano	(97)	StirlingSwim	1:04.81	713	30.69

### ***EVENT 168 FINAL OF EVENT 103 Mens Open 100m Breaststroke***

Full Results

Place	Name	YoB	Club	Time	FINA Pt	50
1.	Adam Peaty	(94)	Loughboro Un	57.79	1006	27.01
2.	Ross Murdoch	(94)	UniOfStirl	1:00.00	899	28.09
3.	James Wilby	(93)	Loughboro Un	1:00.05	897	28.43
4.	Craig Benson	(94)	UniOfStirl	1:00.20	890	28.33
5.	Charlie Attwood	(97)	Bath Univ	1:00.50	877	28.39
6.	Andrew Willis	(90)	Bath Univ	1:01.49	835	28.94
7.	David Murphy	(98)	Co Oxford	1:02.00	815	29.10
8.	Lawrence Palmer	(92)	Putteridge	1:02.18	808	28.84

Funding Partner



Official Partner



Official Suppliers



Endorsed Product



Host City and Venue

Marketing Sheffield



## Day 2 19 April 2017 Heat Results

### ***EVENT 201 Womens Open 100m Backstroke***

#### **Open Age Group - Full Results**

Place	Name	YoB	Club	Time	R.T.	FINA Pt	50
1.	Kathleen Dawson	(97)	UniOfStirl	1:00.26	A	897	29.20
2.	Jessica Fullalove	(96)	Bath Univ	1:00.74	A	876	29.49
3.	Georgia Davies	(90)	Loughboro Un	1:00.83	A	872	29.39
4.	Elizabeth Simmonds	(91)	Edinburgh Un	1:01.06	A	862	29.67
5.	Lauren Quigley	(95)	Co Liverpool	1:01.71	A	835	29.98
6.	Anna Maine	(00)	Woking	1:01.72	A	835	29.54
7.	Chloe Golding	(98)	Co Manch Aq	1:01.76	A	833	30.49
8.	Ekaterina Avramova	(91)	Ealing	1:01.78		832	29.97
9.	Kirsty Simpson	(96)	Aberdeen Per	1:01.89	SO/A	828	29.66
9.	Charlotte Evans	(97)	Loughboro Un	1:01.89	SO/A	828	30.20
11.	Cassie Wild	(00)	Ellesmere Co	1:02.07	J	820	29.93
12.	Harriet West	(97)	Loughboro Un	1:02.08	T	820	30.09
13.	Kathryn Greenslade	(98)	Edinburgh Un	1:02.09	T	820	30.38
14.	Natasha Hofton	(95)	UniOfStirl	1:02.20		815	30.08
15.	Courteney Price	(98)	Nova Cent'n	1:02.29	T	812	30.34
16.	Lily Boseley	(01)	Co Sheffield	1:02.49	J	804	30.42
17.	Harriet Cooper	(97)	Loughboro Un	1:02.60	T	800	30.54
18.	Mollie Allen	(98)	Co Peterboro	1:02.71	T	796	30.13
19.	Ellinor Southward	(01)	Ellesmere Co	1:02.81	J	792	30.76
20.	Georgia-Mae Hohmann	(94)	Co Cardiff	1:02.83		791	30.40
21.	Anna Newlands	(98)	Edinburgh Un	1:03.11	T	781	30.27
22.	Athena Clayson	(01)	Mt Kelly	1:03.55	J	764	30.94
23.	Emilia Sansome	(01)	Wycombe Dist	1:03.62	J	762	31.20
24.	Debbie Cocking	(01)	Rotherham Mo	1:03.71	J	759	30.49
24.	Eleanor Baldwin	(99)	Co Derby	1:03.71	T	759	30.86
26.	Lauren Cox	(01)	Co Coventry	1:03.82	J	755	30.97
26.	Rachel Wellings	(00)	Co Peterboro	1:03.82	J	755	30.60
26.	Karen Reid	(98)	Edinburgh Un	1:03.82	T?	755	30.79
26.	Martha Duley	(99)	Colchester	1:03.82		755	30.75
30.	Isabel Jones	(00)	Millfield	1:03.86		753	31.10
31.	Alexandra Waller	(01)	Heart Of Mid	1:03.90		752	30.94
32.	Daisy Platts	(00)	Co Leicester	1:03.91		752	30.94
33.	Ceara Barber	(02)	Hillingdon	1:04.09		745	30.97
34.	Pia Murray	(02)	Ellesmere Co	1:04.17		742	31.41
35.	Caroline McIntosh	(99)	Aberdeen Per	1:04.20		741	30.72
36.	Katelyn Bergin	(01)	Stockport Mo	1:04.38		735	31.18
37.	Rebecca Sutton	(01)	Bridgend Cty	1:04.54		730	31.29
38.	Rachel Anderson	(02)	Millfield	1:04.73		723	31.65
38.	Caitlin Hubbard	(01)	Co Birm'ham	1:04.73		723	31.35
38.	Emily Crane	(98)	Loughboro Un	1:04.73		723	31.31
41.	Medi Harris	(02)	Swim Gwynedd	1:04.77		722	31.90
42.	Honey Osrin	(03)	Plymouth Lea	1:05.01		714	31.66
43.	Sophie Hobbah	(01)	Co Leeds	1:05.05		713	31.73
43.	Rebecca Sherwin	(00)	teamipswich	1:05.05		713	31.37
45.	Shauntelle Austin	(97)	Bath Univ	1:05.06		712	31.72
46.	Alice Gouldby	(01)	Millfield	1:05.38		702	31.39
47.	Kathryn Henderson	(00)	Nova Cent'n	1:05.41		701	31.76
48.	Madeleine Dyer	(01)	Co Sheffield	1:05.47		699	31.80
48.	Tegan Drew	(00)	Plymouth Lea	1:05.47		699	31.84
50.	Eleanor Mitchell	(00)	London Aquat	1:05.82		688	32.15
51.	Brodie Judge	(01)	Ealing	1:05.84		687	31.84
51.	Mia Slevin	(03)	Derventio	1:05.84		687	32.03
53.	Emma Harvey	(01)	Millfield	1:05.85		687	31.63
54.	Lucy Farmer	(00)	Co Milton K	1:06.08		680	32.05
55.	C Fletcher-Stables	(02)	Northampton	1:06.10		679	31.48
56.	Harriet Perfect	(00)	Millfield	1:06.29		673	31.86
57.	Aliyah-Mai Webb	(00)	Exeter City	1:06.54		666	32.02
58.	Robyn Moon	(01)	Thanet Swim	1:06.80		658	32.15
59.	Imogen Meers	(02)	Bromley	1:07.47		639	32.12
60.	Amie Philpot	(02)	teamipswich	1:07.93		626	32.51
	Alicia Wilson	(00)	Guildford Ct			DNC	
	Tazmin Pugh	(00)	Ellesmere Co			DNC	

Funding Partner

Official Partner

Official Suppliers

Endorsed Product

Host City and Venue



Marketing Sheffield





**Day 2 19 April 2017 Heat Results**
**Open Age Group - Full Results**

Place	Name	YoB	Club	Time	R.T.	FINA Pt	50	100	150
1.	James Guy	(95)	Bath Univ	1:59.04	A + 0.69	821	26.29	56.20	1:26.68
2.	Joe Litchfield	(98)	Co Sheffield	1:59.34	A + 0.66	815	26.45	57.60	1:28.69
3.	Matthew Domville	(97)	Warrington W	1:59.43	A + 0.78	813	26.63	56.97	1:27.89
4.	Duncan Scott	(97)	UniOfStirl	1:59.59	A + 0.80	810	27.10	57.62	1:28.36
5.	Cameron Brodie	(92)	UniOfStirl	1:59.99	A + 0.69	802	26.77	57.33	1:28.48
6.	Luke Howdle	(94)	Co Sheffield	2:00.12	A + 0.71	800	27.45	57.70	1:28.48
7.	Michael Gunning	(94)	London Aquat	2:00.16	A + 0.77	799	26.70	57.44	1:27.95
8.	Richard Nagy	(93)	Co Sheffield	2:00.23	+ 0.69	797	26.96	58.52	1:28.77
9.	Thomas Paine	(94)	Co Manch Aq	2:01.28	A + 0.74	777	27.19	57.97	1:29.07
10.	Mason Wilby	(99)	Loughboro Un	2:01.29	RJ + 0.79	777	26.09	56.57	1:28.48
11.	Sean Campsie	(94)	Co Glasgow	2:01.55	R + 0.72	772	26.62	57.52	1:29.45
12.	Jay Lelliott	(95)	Bath Univ	2:01.57	+ 0.69	771	27.28	58.32	1:29.68
13.	Sam Horrocks	(94)	Co Manch Aq	2:01.90	+ 0.69	765	26.80	58.09	1:30.32
14.	Calum Reid	(95)	Warrender Ba	2:02.31	+ 0.97	757	26.86	57.20	1:29.01
15.	Jacob Peters	(00)	Poole	2:02.34	J	757	26.58	57.55	1:29.56
16.	Archie Goodburn	(01)	Warrender Ba	2:02.75	J + 0.64	749	27.35	58.56	1:30.92
17.	Thomas Beeley	(99)	Aberdeen Per	2:02.78	J + 0.58	749	26.63	57.86	1:30.21
18.	James Baxter	(98)	Wycombe Dist	2:03.00	T + 0.64	745	26.59	57.75	1:30.10
19.	James Wilks	(99)	Leatherhead	2:03.14	J + 0.66	742	27.20	57.91	1:29.74
20.	Max Jameson	(00)	Thanet Swim	2:03.40	J + 0.70	737	28.10	59.38	1:31.55
21.	Kevin Wallbank	(96)	Loughboro Un	2:03.78	T + 0.74	731	26.60	57.23	1:29.63
22.	Joseph Porter	(97)	Loughboro Un	2:03.81	T + 0.70	730	27.68	59.04	1:30.87
22.	Joshua Reasbeck	(99)	Donc Dartes	2:03.81	J	730	27.42	58.26	1:30.48
24.	Matthew George	(00)	Co Salford	2:04.48	J + 0.79	718	27.91	59.16	1:30.98
25.	Ryan Brown	(98)	Co Glasgow	2:04.73	T + 0.75	714	27.28	58.51	1:31.25
26.	Sam Dailley	(01)	Plymouth Lea	2:04.81		713	27.11	59.91	1:32.05
27.	Jacob Jackson	(98)	Ellesmere Co	2:04.91	T + 0.72	711	27.44	58.10	1:30.56
28.	Thomas Downs	(99)	Exeter City	2:04.97	+ 0.64	710	27.33	59.26	1:32.19
29.	Max McCusker	(99)	Millfield	2:05.02	+ 0.65	709	27.72	59.54	1:31.92
30.	Eduard Rednic	(96)	Ealing	2:05.03	+ 0.73	709	27.02	58.34	1:30.73
31.	Freddy Clampett	(98)	Plymouth Lea	2:05.68	T + 0.98	698	27.48	59.18	1:31.87
32.	Joel Weston	(00)	Co Leicester	2:05.70		698	28.20	1:00.79	1:32.76
33.	Kane Murcott	(00)	Royal Wolv	2:05.76	+ 0.73	697	28.00	1:00.21	1:32.19
34.	James Woodward	(00)	Potters Bar	2:05.93	+ 0.79	694	27.68	59.10	1:32.07
35.	Kieran Bird	(99)	Millfield	2:06.11	+ 0.66	691	28.15	59.75	1:32.28
36.	Jakob Goodman	(00)	Millfield	2:06.34		687	28.07	1:00.09	1:33.29
37.	Kyle Chisholm	(97)	Bo Kirklees	2:06.65	T	682	27.07	58.36	1:31.57
38.	Marc Elrick	(99)	F.I.R.S.T.	2:06.89	+ 0.73	678	28.67	1:00.41	1:33.22
39.	Tony-Joe Trett Oliver	(99)	Mt Kelly	2:06.93	+ 0.73	678	28.18	59.42	1:32.59
40.	Charlie Hutchison	(02)	Ellesmere Co	2:07.20	+ 0.74	673	27.22	58.92	1:31.45
41.	Henry Dixon	(00)	Mt Kelly	2:07.42		670	28.26	1:00.67	1:33.55
42.	Alfie Kelly	(01)	Newcastle	2:07.54	+ 0.97	668	27.77	59.75	1:33.12
43.	Harrison Coulter	(99)	Stockport Mo	2:07.63	+ 0.75	666	27.34	59.58	1:32.50
44.	Leo Karski	(01)	Boldmere	2:07.73	+ 0.69	665	27.88	59.72	1:32.59
45.	Thomas Brew	(00)	Mt Kelly	2:08.56	+ 0.69	652	28.84	1:02.39	1:34.96
46.	Jack To	(00)	Co Sheffield	2:08.80		648	28.37	1:01.40	1:33.93
47.	Thomas Balfour	(00)	Bellshill	2:09.21		642	28.56	1:01.07	1:34.53
48.	Euan Cowan	(00)	York City	2:10.97	+ 0.76	617	28.52	1:01.78	1:35.79
	Alexander Seymour	(99)	Mt Kelly	DNC					
	Jordan Gaskell	(99)	Winsford	DNC					

Funding Partner

Official Partner

Official Suppliers

Endorsed Product

Host City and Venue



Marketing Sheffield



**Day 2 19 April 2017 Heat Results**
***EVENT 203 Womens Open 200m Breaststroke***
**Open Age Group - Full Results**

Place	Name	YoB	Club	Time	R.T.	FINA Pt	50	100	150
1.	Chloe Tutton	(96)	Co Cardiff	2:24.96	A + 0.82	883	33.40	1:10.23	1:46.82
2.	Jocelyn Ulyett	(95)	Loughboro Un	2:25.25	A + 0.81	878	33.18	1:09.90	1:46.88
3.	Molly Renshaw	(96)	Loughboro Un	2:25.70	A + 0.72	870	33.62	1:10.61	1:47.96
4.	Katie Matts	(98)	Stockport Mo	2:27.24	A + 0.70	843	33.41	1:10.53	1:48.59
5.	Hannah Miley	(89)	Aberdeen Per	2:27.41	A + 0.70	840	33.58	1:10.95	1:49.53
6.	Georgia Coates	(99)	Co Leeds	2:28.15	A + 0.86	827	34.42	1:12.05	1:49.62
7.	Abbie Wood	(99)	Loughboro Un	2:28.47	A + 0.74	822	34.09	1:12.22	1:49.96
8.	Megan Morrison	(98)	Loughboro Un	2:29.56	A + 0.73	804	33.49	1:10.99	1:49.77
9.	Cerys Coley	(99)	Co Newport	2:30.57	RT + 0.97	788	33.93	1:11.71	1:50.39
10.	Olivia White	(95)	Edinburgh Un	2:30.70	R + 0.75	786	35.43	1:12.40	1:51.37
11.	Kara Hanlon	(97)	Edinburgh Un	2:30.93	T	782	33.49	1:11.21	1:49.87
12.	Emily Jones	(95)	Edinburgh Un	2:31.31	+ 0.74	777	34.70	1:12.79	1:51.18
13.	Layla Black	(00)	Co Leeds	2:31.93	J + 0.67	767	34.63	1:13.44	1:53.05
14.	Amy Bell	(00)	Co Sheffield	2:31.99	J + 0.77	766	34.33	1:13.01	1:52.50
15.	Emily Wood	(99)	Co Oxford	2:32.17	T + 0.77	763	35.04	1:14.04	1:53.39
16.	Bethan Sloan	(96)	Co Cardiff	2:32.21	+ 0.88	763	34.52	1:12.85	1:51.90
17.	Rebecca Clynes	(02)	Co Leeds	2:32.22	J + 0.75	763	34.18	1:13.74	1:52.61
18.	Orla Adams	(95)	Aberdeen Per	2:32.25	+ 0.76	762	34.23	1:13.42	1:52.75
19.	Hayley Monteith	(94)	Edinburgh Un	2:32.98	+ 0.72	751	34.37	1:12.54	1:51.73
20.	Corrie Scott	(93)	Edinburgh Un	2:33.22	+ 0.77	748	33.61	1:11.43	1:51.25
21.	Annabel Guye-Johnson	(00)	RTW Monson	2:33.44	J	745	34.90	1:14.66	1:53.16
22.	Rosanna Arnold	(00)	Thanet Swim	2:33.63	J + 0.80	742	34.97	1:13.78	1:53.57
23.	Emma Day	(97)	Loughboro Un	2:33.68	T + 0.77	741	34.08	1:12.18	1:51.87
24.	Abigail Jack	(00)	Co Leeds	2:34.25	J + 0.69	733	36.16	1:15.48	1:55.22
25.	Charlotte Rigg	(02)	Co Birm'ham	2:34.27	J	733	36.04	1:15.01	1:54.31
26.	Amelia Monaghan	(02)	Co Peterboro	2:34.66	J + 0.67	727	35.31	1:14.87	1:54.62
27.	Rachel Taylor	(00)	Co Sund'land	2:34.75	+ 0.77	726	34.43	1:13.94	1:53.97
28.	Katie Robertson	(01)	Sth Ayrshire	2:35.06	+ 0.72	722	34.46	1:14.20	1:55.33
29.	Lucy Ross	(02)	Eastkilbride	2:35.62		714	36.22	1:16.28	1:55.98
30.	Rebecca Kamau	(99)	Co Birm'ham	2:35.79	+ 0.98	711	34.84	1:13.97	1:54.23
31.	Rebecca Winn	(00)	Co Coventry	2:36.06		708	35.39	1:14.39	1:54.39
32.	Rebecca Burton	(98)	Co Peterboro	2:36.07	T + 0.81	708	34.70	1:13.65	1:54.45
33.	Tatiana Belonogoff	(01)	Guildford Ct	2:36.38	+ 0.96	703	35.70	1:14.94	1:55.68
34.	Kayleigh Parker	(00)	Street	2:36.52	+ 0.68	702	35.11	1:14.43	1:54.86
35.	Laura Kinley	(96)	Loughboro Un	2:36.71	+ 0.72	699	34.38	1:14.00	1:55.17
36.	Lily Booker	(01)	Co Bristol	2:36.85	+ 0.67	697	34.74	1:15.00	1:56.00
37.	Sarah Tripp	(98)	Guildford Ct	2:36.98	T + 0.79	695	35.34	1:15.08	1:56.03
38.	Niamh Robinson	(99)	Mt Kelly	2:37.12	T	694	35.60	1:15.67	1:56.05
39.	Sophia Wilson	(01)	Millfield	2:37.54	+ 0.99	688	35.52	1:15.44	1:55.99
40.	Hannah Sheehan	(01)	Wigan BEST	2:37.58	+ 0.98	687	35.70	1:15.15	1:56.43
41.	Keelan Fitton	(00)	Bo Kirklees	2:37.75	+ 0.80	685	35.40	1:15.52	1:56.38
42.	Daria Poma Kostik	(01)	Maidenhead	2:37.88	+ 0.72	684	35.14	1:15.74	1:55.54
43.	Ailsa McDonald	(01)	Northampton	2:38.33	+ 0.73	678	36.21	1:16.20	1:57.26
44.	Lucy Bean	(97)	Loughboro Un	2:38.46	T + 0.78	676	34.49	1:14.09	1:55.50
45.	Maia Hall	(02)	Loftus Dol	2:38.48	+ 0.81	676	35.16	1:15.98	1:57.56
46.	Olivia Herron	(04)	Stockport Mo	2:38.64	+ 0.80	674	36.07	1:16.91	1:57.95
47.	Elizabeth Kingham	(02)	Co Birm'ham	2:39.77	+ 0.74	660	35.88	1:16.45	1:58.19
48.	Lauren Harrison	(01)	Co Peterboro	2:39.83	+ 0.99	659	36.06	1:16.94	1:58.80
49.	Natasha Fenton	(02)	Co Oxford	2:39.89	+ 0.84	658	36.87	1:17.41	1:58.57
50.	Laura Hawkins	(00)	Royal Wolv	2:39.96	+ 0.91	657	35.44	1:16.33	1:58.06
51.	Ellie Reilly	(03)	Heart Of Mid	2:40.83		647	36.03	1:17.70	1:59.26
52.	Aiyana Lawson	(01)	Co Milton K	2:41.07	+ 0.78	644	35.80	1:16.00	1:58.02
53.	Miranda Bower	(00)	Burnley BOBC	2:41.20	+ 0.81	642	36.86	1:19.36	1:59.85
54.	Alicia Wilson	(00)	Guildford Ct	2:41.78	+ 0.78	635	36.19	1:16.58	1:58.78
55.	Kayla Van Der Merwe	(02)	Bourmth Coll	2:41.95	+ 0.73	633	36.35	1:17.44	1:59.28
56.	Shauna Johnson	(00)	Newcastle	2:42.05	+ 0.87	632	35.93	1:18.19	2:00.19
57.	Erin Davies	(03)	Co Birm'ham	2:42.33	+ 0.78	629	36.36	1:17.21	1:59.63
58.	Maia Little	(00)	Co Oxford	2:42.57	+ 0.70	626	36.29	1:17.74	2:00.09
59.	Chelsea Crabtree	(01)	Co Salford	2:43.08	+ 0.73	620	36.74	1:17.13	1:59.55
60.	Daisy Anderson	(01)	Thanet Swim	2:43.82	+ 0.77	612	36.35	1:17.57	2:00.49
61.	Eleanor Cowan	(02)	Wycombe Dist	2:44.42	+ 0.72	605	35.66	1:16.17	1:59.87
62.	Madelaine Hardingham	(03)	Newcastle	2:44.65	+ 0.89	603	38.19	1:19.50	2:01.32
63.	Victoria Dawson	(02)	Southport	2:46.79	+ 0.69	580	37.14	1:19.10	2:02.64
64.	Alexandra Bartley	(02)	Co Birm'ham	2:48.89	+ 0.78	558	38.10	1:21.87	2:04.41
	Georgina Evans	(96)	Co Liverpool	DNC					

Funding Partner

Official Partner

Official Suppliers

Endorsed Product

Host City and Venue



Marketing Sheffield



Day 2 19 April 2017 Heat Results

***EVENT 204 Mens Open 100m Backstroke***

**Open Age Group - Full Results**

Place	Name	YoB	Club	Time	R.T.	FINA Pt
1.	Chris Walker-Hebborn	(90)	Bath Univ	54.71	A + 0.72	855
2.	Xavier Mohammed	(90)	Co Cardiff	54.90	A + 0.59	846
3.	Luke Greenbank	(97)	Loughboro Un	55.07	A + 0.72	838
4.	Craig McNally	(92)	Co Glasgow	55.62	A + 0.74	814
4.	Charlie Boldison	(92)	UniOfStirl	55.62	A + 0.72	814
6.	Joe Elwood	(93)	Loughboro Un	55.78	A + 0.74	807
7.	Joseph Hulme	(97)	Bath Univ	55.80	A + 0.73	806
8.	Brodie Williams	(99)	Millfield	56.20	A + 0.61	789
9.	Elliot Clogg	(99)	Co Sheffield	56.21	RJ + 0.62	788
10.	Daniel Cross	(97)	Loughboro Un	56.28	RT + 0.74	786
11.	Perry Gardner	(97)	Plymouth Lea	56.32	T + 0.77	784
12.	Scott McLay	(99)	Perth City	56.61	J + 0.77	772
12.	Jahrel Murphy	(99)	Ealing	56.61	J + 0.73	772
14.	Nicholas Pyle	(00)	Newcastle	56.72	J	767
15.	James McFadzen	(99)	Wycombe Dist	57.01	J + 0.58	756
16.	Craig McLean	(98)	UniOfStirl	57.12	T + 0.60	751
16.	Antony Evitts	(95)	Co Liverpool	57.12		751
18.	Callum Barrett	(94)	Loughboro Un	57.15	+ 0.61	750
19.	Kieran McGuckin	(90)	Edinburgh Un	57.21		748
20.	Joseph Small	(00)	Ellesmere Co	57.30	J + 0.74	744
21.	Oliver Fitt	(99)	St Ives	57.35	J + 0.72	742
22.	Jack Warren-Ballard	(95)	UniOfStirl	57.89	+ 0.58	722
23.	Jacob Greenow	(99)	TauntonDeane	58.19	J + 0.73	711
24.	Jamie Scholes	(00)	Co Peterboro	58.20	+ 0.69	710
25.	William Gayne	(99)	Nova Cent'n	58.23	+ 0.60	709
26.	Christopher McColm	(97)	Edinburgh Un	58.27	T + 0.58	708
27.	Michael Rees	(00)	Sutton Cheam	58.28	+ 0.60	707
27.	Joe Watt	(00)	Co Glasgow	58.28	+ 0.77	707
29.	Scott Gibson	(00)	Eastkilbride	58.34	+ 0.72	705
30.	Thomas Thornley	(99)	Millfield	58.35	+ 0.98	705
31.	James Eddy	(00)	Wycombe Dist	58.61	+ 0.73	695
32.	Matthew George	(00)	Co Salford	58.62	+ 0.98	695
33.	Ciaran Beard-Jones	(95)	Stockport Mo	58.68	+ 0.77	693
34.	Benjamin Staig	(99)	Mt Kelly	58.75	+ 0.75	691
35.	Charlie Brown	(01)	Co Sheffield	58.90	+ 0.74	685
36.	George Leaman	(99)	Clevedon	59.00	+ 0.72	682
36.	Nathan McCleave	(01)	Dorking	59.00	+ 0.73	682
38.	Finn Linton	(99)	Mt Kelly	59.12		678
39.	Samuel Pease	(99)	Basildon Ph	59.31	+ 0.77	671
40.	Jacob Davies	(02)	Co Birm'ham	59.55		663
41.	Myles Stirk	(00)	Co Leeds	59.63		660
42.	Jakob Goodman	(00)	Millfield	59.81	+ 0.60	654
43.	Keir Edgar	(01)	F.I.R.S.T.	1:00.61	+ 0.75	629
44.	Charlie Boden	(01)	Plymouth Lea	1:01.16	+ 0.74	612
45.	Oscar Brain	(01)	Plymouth Lea	1:01.25	+ 0.98	609
	Alexander Seymour	(99)	Mt Kelly	DNC		
	Jack Shillinglaw	(99)	Ellesmere Co	DNC		

Funding Partner

Official Partner

Official Suppliers

Endorsed Product

Host City and Venue



Marketing Sheffield



**Day 2 19 April 2017 Heat Results**
**EVENT 205 Womens Open 800m Freestyle**
**Open Age Group - Full Results**

Place	Name	YoB	Club	Time	R.T.	FINA Pt
1.	Leah Crisp	(01)	Co Leeds	8:53.33	+ 0.78	763
	50m 30.52	100m 1:03.87	150m 1:37.42	200m 2:10.85	250m 2:44.37	300m 3:17.69
	30.52	33.35	33.55	33.43	33.52	33.32
	450m 4:58.15	500m 5:31.64	550m 6:05.18	600m 6:38.65	650m 7:12.38	700m 7:46.18
	33.37	33.49	33.54	33.47	33.73	33.80
2.	Nikki Miller	(00)	Eastkilbride	8:54.54	+ 0.75	758
	50m 30.73	100m 1:03.93	150m 1:37.28	200m 2:10.69	250m 2:44.21	300m 3:17.53
	30.73	33.20	33.35	33.41	33.52	33.32
	450m 4:58.43	500m 5:32.11	550m 6:05.92	600m 6:40.29	650m 7:14.33	700m 7:48.85
	33.48	33.68	33.81	34.37	34.04	34.52
3.	Georgia Darwent	(98)	Newcastle	8:54.94	+ 0.82	756
	50m 30.69	100m 1:03.70	150m 1:36.65	200m 2:09.96	250m 2:43.37	300m 3:17.08
	30.69	33.01	32.95	33.31	33.41	33.71
	450m 4:57.91	500m 5:31.88	550m 6:05.97	600m 6:40.23	650m 7:14.61	700m 7:48.76
	33.67	33.97	34.09	34.26	34.38	34.15
4.	Phoebe Griffiths	(00)	Ellesmere Co	8:56.22	+ 0.99	750
	50m 30.23	100m 1:03.23	150m 1:36.62	200m 2:10.06	250m 2:43.88	300m 3:17.35
	30.23	33.00	33.39	33.44	33.82	33.47
	450m 4:58.64	500m 5:32.62	550m 6:06.91	600m 6:41.12	650m 7:15.19	700m 7:49.39
	33.94	33.98	34.29	34.21	34.07	34.20
5.	Monique Olivier	(98)	Edinburgh Un	8:56.99	+ 0.74	747
	50m 29.38	100m 1:01.51	150m 1:34.48	200m 2:07.81	250m 2:41.74	300m 3:15.66
	29.38	32.13	32.97	33.33	33.93	33.92
	450m 4:59.39	500m 5:33.73	550m 6:07.81	600m 6:42.01	650m 7:16.28	700m 7:50.52
	34.16	34.34	34.08	34.20	34.27	34.24
6.	Abbie Houston	(95)	Co Sheffield	8:57.60	+ 0.97	745
	50m 30.55	100m 1:03.44	150m 1:36.80	200m 2:10.16	250m 2:43.65	300m 3:17.37
	30.55	32.89	33.36	33.36	33.49	33.72
	450m 4:58.86	500m 5:32.59	550m 6:06.55	600m 6:40.47	650m 7:14.15	700m 7:48.05
	33.90	33.73	33.96	33.92	33.68	33.90
7.	Emily Clarke	(97)	Loughboro Un	8:58.19	+ 0.72	742
	50m 30.49	100m 1:03.95	150m 1:37.04	200m 2:10.42	250m 2:44.08	300m 3:17.93
	30.49	33.46	33.09	33.38	33.66	33.85
	450m 4:59.77	500m 5:33.75	550m 6:07.75	600m 6:41.58	650m 7:15.73	700m 7:50.22
	33.72	33.98	34.00	33.83	34.15	34.49
8.	Mollie Wright	(98)	Nova Cent'n	8:58.75	+ 0.81	740
	50m 29.80	100m 1:03.52	150m 1:36.75	200m 2:10.52	250m 2:44.24	300m 3:17.92
	29.80	33.72	33.23	33.77	33.72	33.68
	450m 4:59.40	500m 5:33.56	550m 6:07.77	600m 6:42.21	650m 7:16.59	700m 7:51.11
	33.82	34.16	34.21	34.44	34.38	34.52
9.	Emilia Sansome	(01)	Wycombe Dist	8:59.35	+ 0.85	737
	50m 29.84	100m 1:02.99	150m 1:36.80	200m 2:10.77	250m 2:44.82	300m 3:18.84
	29.84	33.15	33.81	33.97	34.05	34.02
	450m 5:01.16	500m 5:35.44	550m 6:09.45	600m 6:43.88	650m 7:18.15	700m 7:52.49
	34.05	34.28	34.01	34.43	34.27	34.34
10.	Iona Macleod	(03)	Dun City Aqu	9:01.31	+ 0.73	729
	50m 30.10	100m 1:03.33	150m 1:37.13	200m 2:11.14	250m 2:44.59	300m 3:19.05
	30.10	33.23	33.80	34.01	33.45	34.46
	450m 5:02.42	500m 5:36.86	550m 6:11.09	600m 6:45.70	650m 7:20.38	700m 7:55.00
	34.47	34.44	34.23	34.61	34.68	34.62
11.	Alisha Hawkins	(01)	Stockport Mo	9:02.97	+ 0.85	723
	50m 30.82	100m 1:04.29	150m 1:38.26	200m 2:12.71	250m 2:46.79	300m 3:20.80
	30.82	33.47	33.97	34.45	34.08	34.01
	450m 5:02.62	500m 5:36.91	550m 6:11.63	600m 6:46.37	650m 7:21.23	700m 7:55.82
	33.99	34.29	34.72	34.74	34.86	34.59
12.	Jessica Thomson	(99)	Aberdeen Per	9:03.09		722
	50m 30.98	100m 1:04.42	150m 1:38.52	200m 2:12.74	250m 2:47.09	300m 3:21.48
	30.98	33.44	34.10	34.22	34.35	34.39
	450m 5:04.51	500m 5:38.47	550m 6:12.42	600m 6:47.11	650m 7:21.16	700m 7:55.54
	34.44	33.96	33.95	34.69	34.05	34.38
13.	Fleur Lewis	(03)	Barnet Copt	9:04.36	+ 0.89	717
	50m 30.79	100m 1:04.11	150m 1:38.10	200m 2:12.53	250m 2:47.05	300m -
	30.79	33.32	33.99	34.43	34.52	-
	450m 5:04.29	500m 5:38.95	550m 6:13.20	600m 6:48.33	650m 7:22.63	700m 7:57.22
	34.14	34.66	34.25	35.13	34.30	34.59
14.	Jessica Podger	(01)	Co Bristol	9:04.82	+ 0.77	715
	50m 30.63	100m 1:04.01	150m 1:38.20	200m 2:12.41	250m 2:47.10	300m 3:21.71
	30.63	33.38	34.19	34.21	34.69	34.61
	450m 5:06.25	500m 5:40.92	550m 6:15.86	600m 6:50.17	650m 7:24.28	700m 7:58.32
	34.82	34.67	34.94	34.31	34.11	34.04

Funding Partner

Official Partner

Official Suppliers

Endorsed Product

Host City and Venue



Marketing Sheffield



**Day 2 19 April 2017 Heat Results**

***EVENT 205 Womens Open 800m Freestyle***

15. Michaela Glenister	(02) Co Leicester	9:06.21	710						
50m 30.07	100m 1:03.47	150m 1:33.48	200m 2:11.90	250m 2:46.06	300m 3:20.75	350m 3:55.21	400m 4:29.98		
30.07	33.40	30.01	38.42	34.16	34.69	34.46	34.77		
450m 5:04.54	500m 5:39.43	550m 6:13.70	600m 6:48.49	650m 7:23.02	700m 7:58.19	750m 8:32.08	800m 9:06.21		
34.56	34.89	34.27	34.79	34.53	35.17	33.89	34.13		
16. Sophie Smith	(01) St Thomas	9:06.32	+ 0.70 710						
50m 30.03	100m 1:03.27	150m 1:37.44	200m 2:12.18	250m 2:46.93	300m 3:21.90	350m 3:56.78	400m 4:31.47		
30.03	33.24	34.17	34.74	34.75	34.97	34.88	34.69		
450m 5:06.07	500m 5:40.91	550m 6:15.58	600m 6:50.55	650m 7:24.98	700m 7:59.49	750m 8:33.07	800m 9:06.32		
34.60	34.84	34.67	34.97	34.43	34.51	33.58	33.25		
17. Sian Martin	(00) Newcastle	9:08.49	+ 0.81 701						
50m 30.67	100m 1:04.21	150m 1:37.93	200m 2:11.75	250m 2:45.67	300m 3:19.96	350m 3:54.45	400m 4:29.25		
30.67	33.54	33.72	33.82	33.92	34.29	34.49	34.80		
450m 5:04.30	500m 5:39.59	550m 6:14.54	600m 6:49.61	650m 7:24.67	700m 7:59.96	750m 8:34.89	800m 9:08.49		
35.05	35.29	34.95	35.07	35.06	35.29	34.93	33.60		
18. Roisin Ramsay	(01) Warrender Ba	9:08.55	+ 0.83 701						
50m 31.19	100m 1:05.10	150m 1:39.76	200m 2:14.60	250m 2:49.30	300m 3:23.98	350m 3:58.63	400m 4:33.53		
31.19	33.91	34.66	34.84	34.70	34.68	34.65	34.90		
450m 5:08.21	500m 5:43.02	550m 6:17.70	600m 6:52.38	650m 7:26.59	700m 8:00.92	750m 8:35.23	800m 9:08.55		
34.68	34.81	34.68	34.68	34.21	34.33	34.31	33.32		
19. Maisie Macartney	(01) Thanet Swim	9:09.02	+ 0.72 699						
50m 30.46	100m 1:03.38	150m 1:36.98	200m 2:10.32	250m 2:43.68	300m 3:17.30	350m 3:51.13	400m 4:25.51		
30.46	32.92	33.60	33.34	33.36	33.62	33.83	34.38		
450m 4:59.16	500m 5:34.81	550m 6:10.76	600m 6:47.47	650m 7:22.96	700m 7:58.85	750m 8:34.16	800m 9:09.02		
33.65	35.65	35.95	36.71	35.49	35.89	35.31	34.86		
20. Caitlin Mackay	(01) Wycombe Dist	9:09.96	+ 0.79 696						
50m 31.04	100m 1:04.55	150m 1:38.54	200m 2:12.72	250m 2:47.01	300m 3:21.77	350m 3:56.40	400m 4:31.06		
31.04	33.51	33.99	34.18	34.29	34.76	34.63	34.66		
450m 5:05.78	500m 5:40.87	550m 6:15.79	600m 6:50.92	650m 7:25.73	700m 8:00.65	750m 8:35.48	800m 9:09.96		
34.72	35.09	34.92	35.13	34.81	34.92	34.83	34.48		
21. Olivia Miles	(02) Thanet Swim	9:12.73	+ 0.76 685						
50m 31.75	100m 1:05.34	150m 1:39.44	200m 2:13.94	250m 2:48.58	300m 3:23.26	350m 3:58.08	400m 4:33.05		
31.75	33.59	34.10	34.50	34.64	34.68	34.82	34.97		
450m 5:07.87	500m 5:43.09	550m 6:18.49	600m 6:53.62	650m 7:28.85	700m 8:04.51	750m 8:39.80	800m 9:12.73		
34.82	35.22	35.40	35.13	35.23	35.66	35.29	32.93		
22. Megan Davies	(00) Barnet Copt	9:13.68	+ 0.95 682						
50m 31.33	100m 1:05.27	150m 1:40.05	200m 2:14.75	250m 2:49.65	300m 3:24.36	350m 3:59.16	400m 4:34.06		
31.33	33.94	34.78	34.70	34.90	34.71	34.80	34.90		
450m 5:08.54	500m 5:43.40	550m 6:18.25	600m 6:53.20	650m 7:28.55	700m 8:04.45	750m 8:39.55	800m 9:13.68		
34.48	34.86	34.85	34.95	35.35	35.90	35.10	34.13		
23. Olivia Tatton	(00) Northampton	9:15.11	+ 0.74 676						
50m 30.76	100m 1:04.14	150m 1:38.27	200m 2:12.65	250m 2:47.23	300m 3:21.82	350m 3:56.41	400m 4:30.82		
30.76	33.38	34.13	34.38	34.58	34.59	34.59	34.41		
450m 5:05.28	500m 5:40.09	550m 6:15.22	600m 6:50.70	650m 7:26.20	700m 8:02.44	750m 8:38.95	800m 9:15.11		
34.46	34.81	35.13	35.48	35.50	36.24	36.51	36.16		
24. Esther Halford	(00) Derventio	9:19.82	+ 0.77 659						
50m 30.75	100m 1:04.17	150m 1:38.68	200m 2:13.94	250m 2:49.18	300m 3:25.10	350m 4:00.75	400m 4:36.20		
30.75	33.42	34.51	35.26	35.24	35.92	35.65	35.45		
450m 5:11.65	500m 5:47.86	550m 6:23.69	600m 6:59.13	650m 7:34.91	700m 8:10.74	750m 8:45.66	800m 9:19.82		
35.45	36.21	35.83	35.44	35.78	35.83	34.92	34.16		
25. Claudia Murray	(00) Co Cardiff	9:20.03	+ 0.77 659						
50m 31.65	100m 1:05.64	150m 1:40.49	200m 2:15.67	250m 2:50.71	300m 3:25.72	350m 4:00.89	400m 4:36.75		
31.65	33.99	34.85	35.18	35.04	35.01	35.17	35.86		
450m 5:12.30	500m 5:48.00	550m 6:23.97	600m 6:59.37	650m 7:35.05	700m 8:11.17	750m 8:46.26	800m 9:20.03		
35.55	35.70	35.97	35.40	35.68	36.12	35.09	33.77		
26. Ellenor Rixon	(00) Guildford Ct	9:20.05	659						
50m 31.21	100m 1:05.40	150m 1:39.74	200m 2:15.07	250m 2:50.03	300m 3:25.31	350m 4:00.71	400m 4:36.11		
31.21	34.19	34.34	35.33	34.96	35.28	35.40	35.40		
450m 5:11.22	500m 5:47.16	550m 6:23.11	600m 6:59.16	650m 7:35.13	700m 8:11.16	750m 8:46.28	800m 9:20.05		
35.11	35.94	35.95	36.05	35.97	36.03	35.12	33.77		
27. Georgia Milton	(00) Romford Town	9:32.43	+ 0.84 617						
50m 31.57	100m 1:06.00	150m 1:41.14	200m 2:16.63	250m 2:52.30	300m 3:28.25	350m 4:04.09	400m 4:40.32		
31.57	34.43	35.14	35.49	35.67	35.95	35.84	36.23		
450m 5:16.80	500m 5:53.28	550m 6:30.14	600m 7:06.48	650m -	700m 8:20.05	750m -	800m 9:32.43		
36.48	36.48	36.86	36.34	-	1:13.57	-	1:12.38		
Amber Keegan	(97) Co Sheffield								
Aimee Willmott	(93) London Aquat								
Isobel Griffiths	(99) Co Birm'ham								
Alice Dearing	(97) Loughboro Un								
Danielle Huskisson	(93) UniOfStirl								
Holly Hibbott	(99) Stockport Mo								
Camilla Hattersley	(95) Co Glasgow								
Jazmin Carlin	(90) Bath Univ								

Partial Results - DNA indicates No arrival time - Fastest heats swimmer/Straight Final/Open Water yet to finish

## Day 2 19 April 2017 Heat Results

### ***EVENT 206 Womens Open 50m Butterfly***

#### **Open Age Group - Full Results**

Place	Name	YoB	Club	Time	R.T.	FINA Pt
1.	Sophie Yendell	(02)	Co Derby	26.99	A + 0.57	741
2.	Charlotte Atkinson	(96)	Loughboro Un	27.04	A + 0.57	737
3.	Alys Thomas	(90)	Swansea Aq	27.10	A + 0.75	732
4.	Freya Anderson	(01)	Ellesmere Co	27.12	A + 0.53	730
5.	Lauren Mills	(97)	UniOfStirl	27.35	A + 0.82	712
6.	Laura Stephens	(99)	Plymouth Lea	27.41	A + 0.75	708
7.	Raquel Matos	(96)	Edinburgh Un	27.45	A + 0.49	704
8.	Tain Bruce	(98)	Edinburgh Un	27.62	A + 0.51	691
9.	Anna Hopkin	(96)	Ealing	27.64	R + 0.75	690
10.	Emily Large	(01)	Newcastle	27.67	RJ + 0.44	688
11.	Katherine Stark	(98)	Aberdeen Per	27.82	T + 0.82	677
11.	Harriet West	(97)	Loughboro Un	27.82	T + 0.82	677
13.	Emily Home	(97)	Co Glasgow	27.85	T + 0.44	674
14.	Mollie Allen	(98)	Co Peterboro	27.86	T	674
15.	Harriet Jones	(97)	Co Cardiff	27.88	T + 0.74	672
16.	Jasmine McCrea	(01)	Poole	27.93	J + 0.81	669
17.	Pia Murray	(02)	Ellesmere Co	27.95	J + 0.74	667
18.	Beth Aitchison	(97)	Loughboro Un	27.98	T + 0.51	665
19.	Ciara Standing	(99)	Stockport Mo	28.00	T	664
20.	Keanna Macinnes	(01)	Heart Of Mid	28.14	J	654
21.	Alicia Wilson	(00)	Guildford Ct	28.17	J + 0.82	652
22.	Jessica Christie	(96)	South Aberde	28.24	+ 0.57	647
22.	Anna Newlands	(98)	Edinburgh Un	28.24	T + 0.75	647
22.	Anna Fleming	(00)	Co Glasgow	28.24	J + 0.82	647
22.	Yasmin Perry	(01)	Aberdeen Per	28.24	J + 0.74	647
26.	Caitlin Hubbard	(01)	Co Birm'ham	28.25	J	646
27.	Georgina Pryor	(98)	Harlow Pen	28.26	+ 0.44	646
27.	Alice Gouldby	(01)	Millfield	28.26	+ 0.81	646
29.	Katie Laybourn	(01)	Hartlepool	28.27	+ 0.28	645
30.	Gulsum Onal	(98)	West Lothian	28.31	+ 0.74	642
31.	Kaylee Dekker	(02)	Mt Kelly	28.38	+ 0.28	637
32.	Emma Harvey	(01)	Millfield	28.40	+ 0.81	636
33.	Jane Brown	(00)	Newcastle	28.41		635
34.	Kate Clifton	(00)	Co Sheffield	28.47	+ 0.82	631
35.	Isabel Spinley	(00)	Deepings	28.50		629
36.	Molly Robinson	(00)	Guildford Ct	28.52	+ 0.75	628
37.	Lucy Farmer	(00)	Co Milton K	28.54	+ 0.61	627
38.	Abby Jackson	(01)	Crawley	28.55	+ 0.81	626
39.	Sophie Stables	(00)	Co Coventry	28.62	+ 0.81	621
39.	Martyna Ruskowska	(01)	Swim Gwynedd	28.62	+ 0.97	621
41.	Rosie Morgan	(03)	Aberdeen Per	28.74	+ 0.74	614
42.	Ellinor Southward	(01)	Ellesmere Co	28.76	+ 0.81	612
43.	Elinor Duley	(00)	Colchester	28.81	+ 0.74	609
44.	Baillie Harrison	(00)	Deepings	28.82	+ 0.75	609
45.	Tegan Drew	(00)	Plymouth Lea	28.88	+ 0.81	605
46.	Elizabeth Harris	(00)	Stockport Mo	28.94	+ 0.28	601
47.	Spencer Williams	(00)	Brompton	28.99	+ 0.75	598
48.	Debbie Cocking	(01)	Rotherham Mo	29.01	+ 0.97	597
49.	Emily Haimes	(01)	Enfield Sq	29.02	+ 0.97	596
50.	Shannon Stott	(00)	Hatfield	29.05	+ 0.97	594
51.	Anya Slessor	(04)	Aberdeen Per	29.08	+ 0.82	592
52.	Rebecca Pearson	(02)	Stockport Mo	29.17	+ 0.57	587
53.	Katherine Russell	(02)	Co Leeds	29.24		583
54.	Emily Ford	(02)	Co Oxford	29.27	+ 0.74	581
55.	Yasmin Tajalli	(01)	Wycombe Dist	29.34	+ 0.28	577
56.	Imogen Meers	(02)	Bromley	29.47	+ 0.57	569

Funding Partner

Official Partner

Official Suppliers

Endorsed Product

Host City and Venue



Marketing Sheffield



## Day 2 19 April 2017 Heat Results

### ***EVENT 207 Mens Open 50m Breaststroke***

#### **Open Age Group - Full Results**

Place	Name	YoB	Club	Time	R.T.	FINA Pt
1.	Adam Peaty	(94)	Loughboro Un	26.62	A + 0.56	977
2.	Mark Campbell	(91)	Aberdeen Dol	27.70	A + 0.62	867
3.	Euan Inglis	(93)	Edinburgh Un	27.81	A + 0.82	857
4.	Charlie Attwood	(97)	Bath Univ	27.89	A + 0.68	850
5.	Lawrence Palmer	(92)	Putteridge	28.05	A + 0.35	835
6.	Chris Steeples	(92)	Derventio	28.09	A + 0.53	832
7.	James Wilby	(93)	Loughboro Un	28.12	A + 0.57	829
8.	Jamie Graham	(93)	UniOfStirl	28.31	A + 0.35	812
9.	L Clifford-Stephenson	(93)	Chelsea&West	28.42	R + 0.60	803
10.	Chris Kerr	(93)	Warrender Ba	28.66	R + 0.52	783
11.	David Murphy	(98)	Co Oxford	28.70	T + 0.68	780
12.	Dominic Polling	(97)	Brighton	28.72	T + 0.57	778
13.	Zak Aitchison	(98)	Millfield	28.92	T + 0.51	762
14.	David Trickett	(95)	Leic Sharks	28.97	+ 0.67	758
15.	Oliver Taverner	(01)	Mt Kelly	28.98	J + 0.57	757
16.	Edward Baxter	(98)	Loughboro Un	29.05	T + 0.53	752
17.	Lewis Fraser	(00)	Swansea Aq	29.22	J + 0.22	739
18.	Daniel Lim	(96)	Edinburgh Un	29.26	+ 0.58	736
19.	David Bloomfield	(99)	Brompton	29.28	J + 0.51	734
20.	James Lewis	(98)	Co Cardiff	29.34	T + 0.82	730
21.	Luke Davies	(97)	Bath Univ	29.51	T + 0.52	717
22.	Thomas Speed	(99)	Bo Barnsley	29.52	J + 0.52	716
23.	Alex Wray	(98)	Loughboro Un	29.58	T + 0.46	712
24.	Oliver Crosby	(99)	Stockport Mo	29.65	J + 0.55	707
24.	Marcus Gardiner	(97)	Plymouth Lea	29.65	T + 0.64	707
26.	Joshua Thompson	(98)	Carnforth	29.66	+ 0.75	706
27.	Adam Freundlich	(88)	Long Eaton	29.67	+ 0.57	706
28.	Richard Ayre	(93)	Co Wakefield	29.69	+ 0.58	704
29.	Jean-Jaques Choron	(97)	Hastings	29.71	+ 0.60	703
30.	Cameron Manley	(99)	C Beds SS	29.91	J + 0.46	689
31.	Gregory Butler	(00)	Co Derby	29.96	J + 0.75	685
31.	David Ebanks	(82)	Romford Town	29.96	+ 0.49	685
33.	Harry Devlin	(00)	York City	29.97	J + 0.82	685
33.	Levin Veale	(94)	Totnes	29.97	+ 0.51	685
35.	Sebastian Stewart	(00)	Sevenoaks	30.04	+ 0.59	680
35.	Thomas Wiggins	(99)	Co Peterboro	30.04	+ 0.59	680
37.	Liam Bolland	(99)	Middlesboro	30.05	+ 0.57	679
38.	Joseph Murray	(99)	Pioneer 79	30.15	+ 0.64	672
39.	Andrew Paige	(99)	Mt Kelly	30.16	+ 0.82	672
40.	Jack Blair	(98)	Chesterfield	30.17	+ 0.57	671
41.	Euan Leslie	(99)	Sth Ayrshire	30.20	+ 0.44	669
42.	James King	(00)	Weston S M	30.27	+ 0.70	664
43.	Connor Bryan	(00)	Co Oxford	30.28	+ 0.62	664
44.	Morgan Newman	(00)	Plymouth Lea	30.29	+ 0.56	663
45.	Kenan Yeung	(00)	Preston	30.35	+ 0.81	659
46.	Lewis Waters	(99)	Co Newport	30.38	+ 0.66	657
47.	Jack Tucker	(00)	Millfield	30.39	+ 0.61	657
48.	Jasper Lye	(99)	Co Bristol	30.40	+ 0.46	656
49.	Cameron Muir	(99)	Sth Ayrshire	30.45	+ 0.50	653
50.	George Clough	(99)	Warrender Ba	30.47	+ 0.62	651
51.	George Hopkins	(99)	Crawley	30.48	+ 0.75	651
51.	James McFadzen	(99)	Wycombe Dist	30.48	+ 0.55	651
53.	David Shipman	(00)	Potters Bar	30.51	+ 0.52	649
54.	Adam Metcalf	(01)	Ellesmere Co	30.53	+ 0.81	648
55.	Joshua Horobin	(99)	BelperMarlin	30.56	+ 0.75	646
56.	Benjamin Arkle	(99)	Co Cambridge	30.58	+ 0.82	644
57.	Callum Warnock	(01)	Bellshill	30.65	+ 0.51	640
58.	Aaron Dolan	(99)	Airdrie&monk	30.69	+ 0.57	637
59.	Matthew Rogers	(00)	Bromley	30.74	+ 0.75	634
60.	Ross Neally	(00)	West Lothian	30.75	+ 0.59	634
61.	Tommy Donovan	(01)	Anaconda	30.96	+ 0.46	621
62.	Miles Clark	(00)	Ealing	30.98	+ 0.82	620
63.	Lewis Smart	(01)	Mt Kelly	31.01	+ 0.47	618
64.	Joel Thompson	(01)	Shiverers	31.02	+ 0.75	617
65.	Jack O'Brien	(00)	Co Manch Aq	31.16	+ 0.82	609
66.	Michael Alcorn	(99)	Mt Kelly	31.37	+ 0.51	597
67.	Jacob Marchbank	(99)	Perth City	31.87	+ 0.66	569
	Joshua Lawson	(99)	Millfield	DNC		
	Craig Benson	(94)	UniOfStirl	DNC		

Funding Partner

Official Partner

Official Suppliers

Endorsed Product

Host City and Venue



Marketing Sheffield





**BRITISH SWIMMING  
CHAMPIONSHIPS 2017**

PONDS FORGE, SHEFFIELD  
18 - 23 APRIL

**Day 2 19 April 2017 Heat Results**

***EVENT 201 Womens Open 100m Backstroke - Swim-Off***

**Open Age Group - Full Results**

Place	Name	YoB	Club	Time	R.T.	FINA Pt	50
1.	Kirsty Simpson	(96)	Aberdeen Per	1:01.31	+ 0.56	851	30.22
2.	Charlotte Evans	(97)	Loughboro Un	1:01.49	+ 0.35	844	30.08

	Funding Partner uk sport LOTTERY FUNDED	Official Partner 	Official Suppliers 	Endorsed Product 	Host City and Venue Marketing Sheffield 
--	---	----------------------	------------------------	----------------------	--



## Day 2 19 April 2017 Final Results

### ***EVENT 251 FINAL OF EVENT 206 Womens Junior 50m Butterfly***

Full Results

Place	Name	YoB	Club	Time	R.T.	FINA Pt
1.	Emily Large	(01)	Newcastle	27.30		716
2.	Jasmine McCrea	(01)	Poole	27.55		697
3.	Keanna Macinnes	(01)	Heart Of Mid	27.64		690
3.	Alicia Wilson	(00)	Guildford Ct	27.64		690
5.	Pia Murray	(02)	Ellesmere Co	27.65		689
6.	Anna Fleming	(00)	Co Glasgow	27.70		686
7.	Yasmin Perry	(01)	Aberdeen Per	28.09		657
8.	Caitlin Hubbard	(01)	Co Birm'ham	28.18		651

### ***EVENT 252 FINAL OF EVENT 206 Womens Target Tokyo 50m Butterfly***

Full Results

Place	Name	YoB	Club	Time	R.T.	FINA Pt
1.	Harriet West	(97)	Loughboro Un	27.43		706
2.	Katherine Stark	(98)	Aberdeen Per	27.57		695
3.	Mollie Allen	(98)	Co Peterboro	27.61		692
4.	Harriet Jones	(97)	Co Cardiff	27.68		687
5.	Ciara Standing	(99)	Stockport Mo	27.80		678
6.	Emily Horne	(97)	Co Glasgow	27.92		669
7.	Beth Aitchison	(97)	Loughboro Un	28.04		661

### ***EVENT 253 FINAL OF EVENT 206 Womens Open 50m Butterfly***

Full Results

Place	Name	YoB	Club	Time	R.T.	FINA Pt
1.	Charlotte Atkinson	(96)	Loughboro Un	26.81		756
2.	<b>Sophie Yendell</b>	<b>(02)</b>	<b>Co Derby</b>	<b>26.90GBRAG</b>	<b>+ 0.60</b>	<b>749</b>
3.	Alys Thomas	(90)	Swansea Aq	26.94		745
4.	Laura Stephens	(99)	Plymouth Lea	26.98	+ 0.46	742
5.	<b>Freya Anderson</b>	<b>(01)</b>	<b>Ellesmere Co</b>	<b>27.02GBRAG</b>		<b>739</b>
6.	Raquel Matos	(96)	Edinburgh Un	27.06	+ 0.46	735
7.	Lauren Mills	(97)	UniOfStirl	27.16	+ 0.54	727
8.	Tain Bruce	(98)	Edinburgh Un	27.44		705

Funding Partner



Official Partner



Official Suppliers



Endorsed Product



Host City and Venue

Marketing Sheffield



## Day 2 19 April 2017 Final Results

### ***EVENT 254 FINAL OF EVENT 207 Mens Junior 50m Breaststroke***

Full Results

Place	Name	YoB	Club	Time	R.T.	FINA Pt
1.	Oliver Taverner	(01)	Mt Kelly	29.08	+ 0.54	749
2.	Lewis Fraser	(00)	Swansea Aq	29.15		744
3.	Oliver Crosby	(99)	Stockport Mo	29.17	+ 0.55	743
4.	Gregory Butler	(00)	Co Derby	29.66	+ 0.46	706
5.	Thomas Speed	(99)	Bo Barnsley	29.68	+ 0.54	705
6.	David Bloomfield	(99)	Brompton	29.77	+ 0.41	698
7.	Harry Devlin	(00)	York City	29.98	+ 0.53	684
8.	Cameron Manley	(99)	C Beds SS	30.03	+ 0.52	680

### ***EVENT 255 FINAL OF EVENT 207 Mens Target Tokyo 50m Breaststroke***

Full Results

Place	Name	YoB	Club	Time	R.T.	FINA Pt
1.	Zak Aitchison	(98)	Millfield	28.63	+ 0.51	785
2.	David Murphy	(98)	Co Oxford	28.64	+ 0.66	785
3.	Luke Davies	(97)	Bath Univ	28.78	+ 0.51	773
4.	Dominic Polling	(97)	Brighton	28.83		769
5.	Edward Baxter	(98)	Loughboro Un	29.17	+ 0.52	743
6.	Marcus Gardiner	(97)	Plymouth Lea	29.40	+ 0.58	725
7.	James Lewis	(98)	Co Cardiff	29.55	+ 0.54	714

### ***EVENT 256 FINAL OF EVENT 207 Mens Open 50m Breaststroke***

Full Results

Place	Name	YoB	Club	Time	R.T.	FINA Pt
1.	Adam Peaty	(94)	Loughboro Un	26.48	+ 0.53	993
2.	Euan Inglis	(93)	Edinburgh Un	27.65	+ 0.57	872
3.	Mark Campbell	(91)	Aberdeen Dol	27.66		871
4.	L Clifford-Stephenson	(93)	Chelsea&West	27.86	+ 0.63	852
5.	Charlie Attwood	(97)	Bath Univ	27.90	+ 0.70	849
6.	James Wilby	(93)	Loughboro Un	28.37	+ 0.65	807
7.	Lawrence Palmer	(92)	Putteridge	28.75	+ 0.59	776
	Chris Steeples	(92)	Derventio	DQ		

Funding Partner



Official Partner



Official Suppliers



Endorsed Product



Host City and Venue

Marketing Sheffield





**Day 2 19 April 2017 Final Results**

***EVENT 205 Womens Open 800m Freestyle***

16. Iona Macleod	(03) Dun City Aqu	9:01.31	+ 0.73	729					
50m 30.10	100m 1:03.33	150m 1:37.13	200m 2:11.14	250m 2:44.59	300m 3:19.05	350m 3:53.47	400m 4:27.95		
30.10	33.23	33.80	34.01	33.45	34.46	34.42	34.48		
450m 5:02.42	500m 5:36.86	550m 6:11.09	600m 6:45.70	650m 7:20.38	700m 7:55.00	750m 8:28.75	800m 9:01.31		
34.47	34.44	34.23	34.61	34.68	34.62	33.75	32.56		
17. Amber Keegan	(97) Co Sheffield	9:01.57	+ 0.74	728					
50m 30.51	100m 1:02.76	150m 1:36.09	200m 2:09.87	250m 2:43.97	300m 3:17.87	350m 3:52.39	400m 4:26.47		
30.51	32.25	33.33	33.78	34.10	33.90	34.52	34.08		
450m 5:01.06	500m 5:35.37	550m 6:09.65	600m 6:44.14	650m 7:18.70	700m 7:53.21	750m 8:27.94	800m 9:01.57		
34.59	34.31	34.28	34.49	34.56	34.51	34.73	33.63		
18. Alisha Hawkins	(01) Stockport Mo	9:02.97	+ 0.85	723					
50m 30.82	100m 1:04.29	150m 1:38.26	200m 2:12.71	250m 2:46.79	300m 3:20.80	350m 3:54.68	400m 4:28.63		
30.82	33.47	33.97	34.45	34.08	34.01	33.88	33.95		
450m 5:02.62	500m 5:36.91	550m 6:11.63	600m 6:46.37	650m 7:21.23	700m 7:55.82	750m 8:30.07	800m 9:02.97		
33.99	34.29	34.72	34.74	34.86	34.59	34.25	32.90		
19. Jessica Thomson	(99) Aberdeen Per	9:03.09		722					
50m 30.98	100m 1:04.42	150m 1:38.52	200m 2:12.74	250m 2:47.09	300m 3:21.48	350m 3:55.80	400m 4:30.07		
30.98	33.44	34.10	34.22	34.35	34.39	34.32	34.27		
450m 5:04.51	500m 5:38.47	550m 6:12.42	600m 6:47.11	650m 7:21.16	700m 7:55.54	750m 8:29.94	800m 9:03.09		
34.44	33.96	33.95	34.69	34.05	34.38	34.40	33.15		
20. Fleur Lewis	(03) Barnet Copt	9:04.36	+ 0.89	717					
50m 30.79	100m 1:04.11	150m 1:38.10	200m 2:12.53	250m 2:47.05	300m -	350m 3:55.81	400m 4:30.15		
30.79	33.32	33.99	34.43	34.52	-	1:08.76	34.34		
450m 5:04.29	500m 5:38.95	550m 6:13.20	600m 6:48.33	650m 7:22.63	700m 7:57.22	750m 8:31.09	800m 9:04.36		
34.14	34.66	34.25	35.13	34.30	34.59	33.87	33.27		
21. Jessica Podger	(01) Co Bristol	9:04.82	+ 0.77	715					
50m 30.63	100m 1:04.01	150m 1:38.20	200m 2:12.41	250m 2:47.10	300m 3:21.71	350m 3:56.68	400m 4:31.43		
30.63	33.38	34.19	34.21	34.69	34.61	34.97	34.75		
450m 5:02.25	500m 5:40.92	550m 6:15.86	600m 6:50.17	650m 7:24.32	700m 7:58.32	750m 8:32.12	800m 9:04.82		
34.82	34.67	34.94	34.31	34.11	34.04	33.80	32.70		
22. Michaela Glenister	(02) Co Leicester	9:06.21		710					
50m 30.07	100m 1:03.47	150m 1:33.48	200m 2:11.90	250m 2:46.06	300m 3:20.75	350m 3:55.21	400m 4:29.98		
30.07	33.40	30.01	38.42	34.16	34.69	34.46	34.77		
450m 5:04.54	500m 5:39.43	550m 6:13.70	600m 6:48.49	650m 7:23.02	700m 7:58.19	750m 8:32.08	800m 9:06.21		
34.56	34.89	34.27	34.79	34.53	35.17	33.89	34.13		
23. Sophie Smith	(01) St Thomas	9:06.32	+ 0.70	710					
50m 30.03	100m 1:03.27	150m 1:37.44	200m 2:12.18	250m 2:46.93	300m 3:21.90	350m 3:56.78	400m 4:31.47		
30.03	33.24	34.17	34.74	34.75	34.97	34.88	34.69		
450m 5:06.07	500m 5:40.91	550m 6:15.58	600m 6:50.55	650m 7:24.98	700m 7:59.49	750m 8:33.07	800m 9:06.32		
34.60	34.84	34.67	34.97	34.43	34.51	33.58	33.25		
24. Sian Martin	(00) Newcastle	9:08.49	+ 0.81	701					
50m 30.67	100m 1:04.21	150m 1:37.93	200m 2:11.75	250m 2:45.67	300m 3:19.96	350m 3:54.45	400m 4:29.25		
30.67	33.54	33.72	33.82	33.92	34.29	34.49	34.80		
450m 5:04.30	500m 5:39.59	550m 6:14.54	600m 6:49.61	650m 7:24.67	700m 7:59.96	750m 8:34.89	800m 9:08.49		
35.05	35.29	34.95	35.07	35.06	35.29	34.93	33.60		
25. Roisin Ramsay	(01) Warrender Ba	9:08.55	+ 0.83	701					
50m 31.19	100m 1:05.10	150m 1:39.76	200m 2:14.60	250m 2:49.30	300m 3:23.98	350m 3:58.63	400m 4:33.53		
31.19	33.91	34.66	34.84	34.70	34.68	34.65	34.90		
450m 5:08.21	500m 5:43.02	550m 6:17.70	600m 6:52.38	650m 7:26.59	700m 8:00.92	750m 8:35.23	800m 9:08.55		
34.68	34.81	34.68	34.68	34.21	34.33	34.31	33.32		
26. Maisie Macartney	(01) Thanet Swim	9:09.02	+ 0.72	699					
50m 30.46	100m 1:03.38	150m 1:36.98	200m 2:10.32	250m 2:43.68	300m 3:17.30	350m 3:51.13	400m 4:25.51		
30.46	32.92	33.60	33.34	33.36	33.62	33.83	34.38		
450m 4:59.16	500m 5:34.81	550m 6:10.76	600m 6:47.47	650m 7:22.96	700m 7:58.85	750m 8:34.16	800m 9:09.02		
33.65	35.65	35.95	36.71	35.49	35.89	35.31	34.86		
27. Caitlin Mackay	(01) Wycombe Dist	9:09.96	+ 0.79	696					
50m 31.04	100m 1:04.55	150m 1:38.54	200m 2:12.72	250m 2:47.01	300m 3:21.77	350m 3:56.40	400m 4:31.06		
31.04	33.51	33.99	34.18	34.29	34.76	34.63	34.66		
450m 5:05.78	500m 5:40.87	550m 6:15.79	600m 6:50.92	650m 7:25.73	700m 8:00.65	750m 8:35.48	800m 9:09.96		
34.72	35.09	34.92	35.13	34.81	34.92	34.83	34.48		
28. Olivia Miles	(02) Thanet Swim	9:12.73	+ 0.76	685					
50m 31.75	100m 1:05.34	150m 1:39.44	200m 2:13.94	250m 2:48.58	300m 3:23.26	350m 3:58.08	400m 4:33.05		
31.75	33.59	34.10	34.50	34.64	34.68	34.82	34.97		
450m 5:07.87	500m 5:43.09	550m 6:18.49	600m 6:53.62	650m 7:28.85	700m 8:04.51	750m 8:39.80	800m 9:12.73		
34.82	35.22	35.40	35.13	35.23	35.66	35.29	32.93		
29. Megan Davies	(00) Barnet Copt	9:13.68	+ 0.95	682					
50m 31.33	100m 1:05.27	150m 1:40.05	200m 2:14.75	250m 2:49.65	300m 3:24.36	350m 3:59.16	400m 4:34.06		
31.33	33.94	34.78	34.70	34.90	34.71	34.80	34.90		
450m 5:08.54	500m 5:43.40	550m 6:18.25	600m 6:53.20	650m 7:28.55	700m 8:04.45	750m 8:39.55	800m 9:13.68		
34.48	34.86	34.85	34.95	35.35	35.90	35.10	34.13		
30. Olivia Tatton	(00) Northampton	9:15.11	+ 0.74	676					
50m 30.76	100m 1:04.14	150m 1:38.27	200m 2:12.65	250m 2:47.23	300m 3:21.82	350m 3:56.41	400m 4:30.82		
30.76	33.38	34.13	34.38	34.58	34.59	34.59	34.41		
450m 5:05.28	500m 5:40.09	550m 6:15.22	600m 6:50.70	650m 7:26.20	700m 8:02.44	750m 8:38.95	800m 9:15.11		
34.46	34.81	35.13	35.48	35.50	36.24	36.51	36.16		

Funding Partner

Official Partner

Official Suppliers

Endorsed Product

Host City and Venue



Day 2 19 April 2017 Final Results

***EVENT 205 Womens Open 800m Freestyle***

31. Esther Halford	(00) Derventio	9:19.82	+ 0.77	659				
50m 30.75	100m 1:04.17	150m 1:38.68	200m 2:13.94	250m 2:49.18	300m 3:25.10	350m 4:00.75	400m 4:36.20	
30.75	33.42	34.51	35.26	35.24	35.92	35.65	35.45	
450m 5:11.65	500m 5:47.86	550m 6:23.69	600m 6:59.13	650m 7:34.91	700m 8:10.74	750m 8:46.66	800m 9:19.82	
35.45	36.21	35.83	35.44	35.78	35.83	34.92	34.16	
32. Claudia Murray	(00) Co Cardiff	9:20.03	+ 0.77	659				
50m 31.65	100m 1:05.64	150m 1:40.49	200m 2:15.67	250m 2:50.71	300m 3:25.72	350m 4:00.89	400m 4:36.75	
31.65	33.99	34.85	35.18	35.04	35.01	35.17	35.86	
450m 5:12.30	500m 5:48.00	550m 6:23.97	600m 6:59.37	650m 7:35.05	700m 8:11.17	750m 8:46.26	800m 9:20.03	
35.55	35.70	35.97	35.40	35.68	36.12	35.09	33.77	
33. Ellenor Rixon	(00) Guildford Ct	9:20.05		659				
50m 31.21	100m 1:05.40	150m 1:39.74	200m 2:15.07	250m 2:50.03	300m 3:25.31	350m 4:00.71	400m 4:36.11	
31.21	34.19	34.34	35.33	34.96	35.28	35.40	35.40	
450m 5:11.22	500m 5:47.16	550m 6:23.11	600m 6:59.16	650m 7:35.13	700m 8:11.16	750m 8:46.28	800m 9:20.05	
35.11	35.94	35.95	36.05	35.97	36.03	35.12	33.77	
34. Georgia Milton	(00) Romford Town	9:32.43	+ 0.84	617				
50m 31.57	100m 1:06.00	150m 1:41.14	200m 2:16.63	250m 2:52.30	300m 3:28.25	350m 4:04.09	400m 4:40.32	
31.57	34.43	35.14	35.49	35.67	35.95	35.84	36.23	
450m 5:16.80	500m 5:53.28	550m 6:30.14	600m 7:06.48	650m -	700m 8:20.05	750m -	800m 9:32.43	
36.48	36.48	36.86	36.34	-	1:13.57	-	1:12.38	
Aimee Willmott	(93) London Aquat	DNC						

Funding Partner

Official Partner

Official Suppliers

Endorsed Product

Host City and Venue



Marketing Sheffield



## Day 2 19 April 2017 Final Results

### ***EVENT 258 FINAL OF EVENT 202 Mens Junior 200m Butterfly***

Full Results

Place	Name	YoB	Club	Time	R.T.	FINA Pt	50	100	150
1.	Jacob Peters	(00)	Poole	2:00.65	+ 0.76	789	26.35	57.33	1:28.48
2.	Mason Wilby	(99)	Loughboro Un	2:02.16	+ 0.71	760	25.87	56.61	1:27.89
3.	Thomas Beeley	(99)	Aberdeen Per	2:02.47	+ 0.76	754	27.17	58.04	1:30.29
4.	Joshua Reasbeck	(99)	Donc Dartes	2:02.89	+ 0.72	747	27.29	58.19	1:29.94
5.	James Wilks	(99)	Leatherhead	2:02.99	+ 0.85	745	27.38	58.30	1:30.00
6.	Max Jameson	(00)	Thanet Swim	2:03.23	+ 0.76	740	27.68	58.80	1:30.80
7.	Matthew George	(00)	Co Salford	2:04.12	+ 0.70	725	27.81	58.68	1:30.67
8.	Archie Goodburn	(01)	Warrender Ba	2:05.02	+ 0.63	709	27.40	59.05	1:31.32

### ***EVENT 259 FINAL OF EVENT 202 Mens Target Tokyo 200m Butterfly***

Full Results

Place	Name	YoB	Club	Time	R.T.	FINA Pt	50	100	150
1.	Kevin Wallbank	(96)	Loughboro Un	2:01.43	+ 0.77	774	26.49	56.89	1:28.57
2.	James Baxter	(98)	Wycombe Dist	2:04.10	+ 0.62	725	26.87	59.13	1:31.42
3.	Kyle Chisholm	(97)	Bo Kirklees	2:04.23	+ 0.64	723	27.03	58.35	1:30.94
4.	Joseph Porter	(97)	Loughboro Un	2:04.66	+ 0.71	715	27.94	59.12	1:31.15
5.	Freddy Clampett	(98)	Plymouth Lea	2:05.09	+ 0.73	708	27.39	59.11	1:32.32
6.	Ryan Brown	(98)	Co Glasgow	2:05.33	+ 0.83	704	27.38	58.59	1:32.17
7.	Jacob Jackson	(98)	Ellesmere Co	2:06.39	+ 0.95	686	27.47	58.96	1:32.07

### ***EVENT 260 FINAL OF EVENT 202 Mens Open 200m Butterfly***

Full Results

Place	Name	YoB	Club	Time	R.T.	FINA Pt	50	100	150
1.	James Guy	(95)	Bath Univ	1:55.91	+ 0.69	890	25.91	55.38	1:25.48
2.	Cameron Brodie	(92)	UniOfStirl	1:57.46	+ 0.72	855	25.92	55.26	1:25.88
3.	Duncan Scott	(97)	UniOfStirl	1:57.50	+ 0.78	854	26.65	56.33	1:27.01
4.	Joe Litchfield	(98)	Co Sheffield	1:59.28	+ 0.74	817	26.78	57.56	1:28.84
5.	Thomas Paine	(94)	Co Manch Aq	1:59.78	+ 0.67	806	26.89	57.29	1:28.11
6.	Michael Gunning	(94)	London Aquat	1:59.83	+ 0.65	805	26.57	56.75	1:27.68
7.	Luke Howdle	(94)	Co Sheffield	1:59.89	+ 0.73	804	26.72	56.89	1:27.82
8.	Matthew Domville	(97)	Warrington W	2:02.07	+ 0.69	762	27.04	57.33	1:29.29

Funding Partner

Official Partner

Official Suppliers

Endorsed Product

Host City and Venue



Marketing Sheffield



## Day 2 19 April 2017 Final Results

### ***EVENT 261 FINAL OF EVENT 201 Womens Junior 100m Backstroke***

Full Results

Place	Name	YoB	Club	Time	R.T.	FINA Pt	50
1.	Cassie Wild	(00)	Ellesmere Co	1:01.25	+ 0.69	854	29.66
2.	Lily Boseley	(01)	Co Sheffield	1:01.66	+ 0.74	837	30.13
3.	Ellinor Southward	(01)	Ellesmere Co	1:02.44	+ 0.69	806	30.54
4.	Rachel Wellings	(00)	Co Peterboro	1:02.86	+ 0.65	790	30.34
5.	Emilia Sansome	(01)	Wycombe Dist	1:03.60	+ 0.72	763	30.78
6.	Athena Clayson	(01)	Mt Kelly	1:03.76	+ 0.78	757	31.08
7.	Debbie Cocking	(01)	Rotherham Mo	1:04.01	+ 0.73	748	30.97
8.	Lauren Cox	(01)	Co Coventry	1:04.68	+ 0.67	725	31.05

### ***EVENT 262 FINAL OF EVENT 201 Womens Target Tokyo 100m Backstroke***

Full Results

Place	Name	YoB	Club	Time	R.T.	FINA Pt	50
1.	Kathryn Greenslade	(98)	Edinburgh Un	1:01.35	+ 0.69	850	30.21
2.	Charlotte Evans	(97)	Loughboro Un	1:01.82	+ 0.69	830	30.32
3.	Harriet West	(97)	Loughboro Un	1:01.83	+ 0.57	830	29.92
4.	Courteney Price	(98)	Nova Cent'n	1:02.25	+ 0.78	813	30.29
5.	Harriet Cooper	(97)	Loughboro Un	1:02.70	+ 0.72	796	30.33
6.	Mollie Allen	(98)	Co Peterboro	1:03.07	+ 0.58	782	30.23
7.	Eleanor Baldwin	(99)	Co Derby	1:03.33	+ 0.65	772	30.64
8.	Anna Newlands	(98)	Edinburgh Un	1:03.38	+ 0.67	771	30.89

### ***EVENT 263 FINAL OF EVENT 201 Womens Open 100m Backstroke***

Full Results

Place	Name	YoB	Club	Time	R.T.	FINA Pt	50
1.	Georgia Davies	(90)	Loughboro Un	59.34	+ 0.69	939	28.88
2.	Kathleen Dawson	(97)	UniOfStirl	1:00.22	+ 0.69	898	29.85
3.	Jessica Fullalove	(96)	Bath Univ	1:00.52	+ 0.57	885	29.71
4.	Elizabeth Simmonds	(91)	Edinburgh Un	1:00.58	+ 0.78	883	29.78
5.	Chloe Golding	(98)	Co Manch Aq	1:01.33	+ 0.65	851	30.27
6.	Lauren Quigley	(95)	Co Liverpool	1:01.81	+ 0.72	831	29.63
7.	Anna Maine	(00)	Woking	1:01.91	+ 0.58	827	30.05
8.	Kirsty Simpson	(96)	Aberdeen Per	1:02.03	+ 0.67	822	30.13

Funding Partner

Official Partner

Official Suppliers

Endorsed Product

Host City and Venue



Marketing Sheffield



## Day 2 19 April 2017 Final Results

### ***EVENT 264 FINAL OF EVENT 204 Mens Junior 100m Backstroke***

Full Results

Place	Name	YoB	Club	Time	R.T.	FINA Pt	50
1.	Elliot Clogg	(99)	Co Sheffield	55.62	+ 0.69	814	27.15
2.	Jahrel Murphy	(99)	Ealing	56.00	+ 0.69	797	27.07
3.	Scott McLay	(99)	Perth City	56.60	+ 0.61	772	27.93
4.	Nicholas Pyle	(00)	Newcastle	56.63	+ 0.78	771	27.14
5.	James McFadzen	(99)	Wycombe Dist	56.84	+ 0.72	763	27.22
6.	Joseph Small	(00)	Ellesmere Co	57.08	+ 0.58	753	27.97
7.	Jacob Greenow	(99)	TauntonDeane	57.44	+ 0.67	739	28.23
8.	Oliver Fitt	(99)	St Ives	57.51	+ 0.65	736	27.69

### ***EVENT 265 FINAL OF EVENT 204 Mens Target Tokyo 100m Backstroke***

Full Results

Place	Name	YoB	Club	Time	R.T.	FINA Pt	50
1.	Daniel Cross	(97)	Loughboro Un	55.40	+ 0.69	824	26.86
2.	Perry Gardner	(97)	Plymouth Lea	55.96	+ 0.64	799	27.54
3.	Craig McLean	(98)	UniOfStirl	56.63	+ 0.69	771	27.22
4.	Christopher McColm	(97)	Edinburgh Un	57.67	+ 0.65	730	27.64

### ***EVENT 266 FINAL OF EVENT 204 Mens Open 100m Backstroke***

Full Results

Place	Name	YoB	Club	Time	R.T.	FINA Pt	50
1.	Chris Walker-Hebborn	(90)	Bath Univ	54.24	+ 0.69	878	26.42
2.	Luke Greenbank	(97)	Loughboro Un	54.75	+ 0.69	853	26.91
3.	Xavier Mohammed	(90)	Co Cardiff	54.93	+ 0.58	845	26.77
4.	Joseph Hulme	(97)	Bath Univ	55.19	+ 0.65	833	27.14
5.	Charlie Boldison	(92)	UniOfStirl	55.52	+ 0.72	818	26.96
6.	Craig McNally	(92)	Co Glasgow	55.58	+ 0.69	816	27.30
7.	Joe Elwood	(93)	Loughboro Un	55.59	+ 0.58	815	26.90
8.	Brodie Williams	(99)	Millfield	56.00	+ 0.67	797	27.11

Funding Partner



Official Partner



Official Suppliers



Endorsed Product



Host City and Venue

Marketing Sheffield





## Day 2 19 April 2017 Final Results

### **EVENT 267 FINAL OF EVENT 203 Womens Junior 200m Breaststroke**

Full Results

Place	Name	YoB	Club	Time	R.T.	FINA Pt	50	100	150
1.	Layla Black	(00)	Co Leeds	2:29.74	+ 0.63	801	33.79	1:12.15	1:51.03
2.	Annabel Guye-Johnson	(00)	RTW Monson	2:30.30	+ 0.78	792	34.49	1:12.40	1:51.35
3.	Amy Bell	(00)	Co Sheffield	2:30.44	+ 0.77	790	34.49	1:12.67	1:51.58
4.	Amelia Monaghan	(02)	Co Peterboro	2:32.92	+ 0.67	752	35.08	1:13.94	1:53.66
5.	Abigail Jack	(00)	Co Leeds	2:33.01	+ 0.70	751	35.72	1:14.13	1:53.57
6.	Rosanna Arnold	(00)	Thanet Swim	2:33.20	+ 0.78	748	34.18	1:12.71	1:52.26
7.	Charlotte Rigg	(02)	Co Birm'ham	2:33.40	+ 0.78	745	35.31	1:14.00	1:53.43
8.	Rebecca Clynes	(02)	Co Leeds	2:33.69	+ 0.73	741	35.08	1:13.98	1:53.44

### **EVENT 268 FINAL OF EVENT 203 Womens Target Tokyo 200m Breaststroke**

Full Results

Place	Name	YoB	Club	Time	R.T.	FINA Pt	50	100	150
1.	Kara Hanlon	(97)	Edinburgh Un	2:31.39	+ 0.83	775	34.39	1:13.03	1:51.60
2.	Emily Wood	(99)	Co Oxford	2:32.04	+ 0.71	765	35.09	1:13.85	1:53.13
3.	Cerys Coley	(99)	Co Newport	2:32.43	+ 0.70	760	34.37	1:13.22	1:52.25
4.	Emma Day	(97)	Loughboro Un	2:32.93	+ 0.93	752	33.90	1:12.08	1:51.58
5.	Niamh Robinson	(99)	Mt Kelly	2:36.06	+ 0.79	708	34.67	1:14.38	1:55.03
6.	Lucy Bean	(97)	Loughboro Un	2:36.22	+ 0.75	706	35.18	1:14.25	1:54.78
7.	Rebecca Burton	(98)	Co Peterboro	2:37.01	+ 0.81	695	34.27	1:14.04	1:55.00
8.	Sarah Tripp	(98)	Guildford Ct	2:39.70	+ 0.74	660	35.34	1:15.04	1:56.60

### **EVENT 269 FINAL OF EVENT 203 Womens Open 200m Breaststroke**

Full Results

Place	Name	YoB	Club	Time	R.T.	FINA Pt	50	100	150
1.	Jocelyn Ulyett	(95)	Loughboro Un	2:22.08GBR	+ 0.81	938	32.65	1:08.42	1:44.54
2.	Molly Renshaw	(96)	Loughboro Un	2:23.04	+ 0.71	919	32.73	1:09.68	1:45.47
3.	Chloe Tutton	(96)	Co Cardiff	2:24.28	+ 0.77	896	32.14	1:08.31	1:44.60
4.	Katie Matts	(98)	Stockport Mo	2:25.51	+ 0.97	873	33.11	1:09.49	1:47.00
5.	Abbie Wood	(99)	Loughboro Un	2:26.02	+ 0.71	864	33.31	1:10.63	1:47.87
6.	Hannah Miley	(89)	Aberdeen Per	2:27.48	+ 0.81	839	33.39	1:10.62	1:48.69
6.	Georgia Coates	(99)	Co Leeds	2:27.48	+ 0.84	839	33.39	1:10.81	1:48.70
8.	Megan Morrison	(98)	Loughboro Un	2:30.31	+ 0.73	792	33.59	1:11.47	1:50.37

Funding Partner

Official Partner

Official Suppliers

Endorsed Product

Host City and Venue



Marketing Sheffield



**Day 3 20 April 2017 Heat Results**
***EVENT 301 Womens Open 200m Butterfly***
**Open Age Group - Full Results**

Place	Name	YoB	Club	Time	R.T.	FINA Pt	50	100	150
1.	Charlotte Atkinson	(96)	Loughboro Un	2:09.92	A + 0.68	824	28.28	1:01.01	1:34.93
2.	Alys Thomas	(90)	Swansea Aq	2:10.10	A + 0.75	820	29.08	1:01.78	1:35.47
3.	Emily Large	(01)	Newcastle	2:11.32	A + 0.67	798	29.25	1:03.16	1:36.94
4.	Laura Stephens	(99)	Plymouth Lea	2:11.95	A + 0.74	786	29.60	1:03.45	1:37.55
5.	Hannah Miley	(89)	Aberdeen Per	2:12.81	A + 0.76	771	29.93	1:04.00	1:38.04
6.	Keanna Macinnes	(01)	Heart Of Mid	2:12.97	A + 0.62	768	28.85	1:03.13	1:37.78
7.	Holly Hibbott	(99)	Stockport Mo	2:13.11	A + 0.93	766	29.68	1:03.71	1:38.49
8.	Isobel Grant	(98)	Co Sheffield	2:13.26	A + 0.72	763	29.48	1:03.35	1:37.70
9.	Amelia Clynes	(99)	Co Leeds	2:13.39	RT + 0.75	761	29.50	1:03.69	1:38.42
10.	Ciara Schlosshan	(01)	Co Leeds	2:13.99	RJ + 0.69	751	29.88	1:05.23	1:38.89
11.	Nikki Miller	(00)	Eastkilbride	2:14.53	J + 0.81	742	29.84	1:04.72	1:39.24
12.	Anna Cheesbrough	(93)	Loughboro Un	2:15.16	+ 0.68	731	31.02	1:05.29	1:40.18
13.	Brearna Close	(97)	Loughboro Un	2:15.42	T + 0.78	727	29.71	1:03.77	1:39.22
14.	Georgia-Mae Hohmann	(94)	Co Cardiff	2:16.22	+ 0.78	715	31.17	1:05.62	1:40.41
15.	Caitlin Hubbard	(01)	Co Birm'ham	2:16.43	J + 0.73	711	29.58	1:04.03	1:40.05
16.	Evan King	(99)	Weston S M	2:16.73	T + 0.80	707	30.77	1:04.92	1:40.88
17.	Isabel Jones	(00)	Millfield	2:16.76	J + 0.75	706	30.53	1:05.66	1:40.71
18.	Harriet Jones	(97)	Co Cardiff	2:17.17	T + 0.76	700	29.93	1:04.88	1:40.66
19.	Daisy Anderson	(01)	Thanet Swim	2:17.37	J + 0.74	697	29.81	1:04.95	1:40.94
20.	Charlotte Robinson	(03)	Co Leeds	2:17.57	J + 0.83	694	30.98	1:04.75	1:40.99
21.	Melanie Hall	(99)	Royal Wolv	2:17.88	T + 0.68	689	31.27	1:06.00	1:41.79
22.	Emma Day	(97)	Loughboro Un	2:17.97	T + 0.77	688	29.77	1:04.83	1:40.77
23.	Isabel Spinley	(00)	Deepings	2:18.14	J + 0.64	685	31.03	1:06.21	1:42.39
24.	Tain Bruce	(98)	Edinburgh Un	2:18.27	T + 0.76	683	30.61	1:04.54	1:41.11
25.	Rebecca Fisher	(01)	Co Leeds	2:18.42	J + 0.66	681	31.78	1:07.05	1:42.52
26.	Maisie Elliott	(03)	Co Leicester	2:18.58	+ 0.98	679	30.58	1:05.77	1:42.23
27.	Lily West	(97)	Bath Univ	2:18.86	T + 0.79	675	31.02	1:05.04	1:41.40
28.	Megan Allison	(02)	Co Newport	2:18.95	+ 0.76	673	30.76	1:05.45	1:41.88
29.	Tara Haworth	(99)	Lincoln Vulc	2:19.03	+ 0.76	672	30.90	1:05.47	1:41.31
30.	Elizabeth Harris	(00)	Stockport Mo	2:19.20	+ 0.73	670	30.84	1:07.48	1:43.15
31.	Tia Ward	(03)	Co Leeds	2:19.25	+ 0.82	669	31.35	1:06.42	1:42.09
32.	Rachel Anderson	(02)	Millfield	2:19.54	+ 0.91	665	31.89	1:07.06	1:42.75
33.	Spencer Williams	(00)	Brompton	2:19.75	+ 0.82	662	31.00	1:06.34	1:42.51
34.	Tori Sopp	(00)	Wirral Metro	2:20.00	+ 0.73	658	29.79	1:04.49	1:41.44
35.	Abby Jackson	(01)	Crawley	2:20.09	+ 0.75	657	31.69	1:07.81	1:43.97
36.	Shannon Stott	(00)	Hatfield	2:20.11	+ 0.73	657	30.86	1:06.20	1:43.20
37.	Katie Taylor	(00)	Heart Of Mid	2:20.73		648	31.67	1:06.73	1:42.96
38.	Gaia Alcaras	(02)	Aberdeen Per	2:21.19	+ 0.71	642	31.17	1:07.18	1:43.97
39.	Elodie Smallwood	(01)	Pioneer 79	2:21.66	+ 0.65	635	30.92	1:07.62	1:43.78
40.	Emily Keays	(00)	Co Salford	2:21.68	+ 0.73	635	31.72	1:07.87	1:45.24
41.	Fleur Lewis	(03)	Barnet Copt	2:21.71	+ 0.84	635	31.55	1:08.63	1:44.73
42.	Katelyn Bergin	(01)	Stockport Mo	2:21.93	+ 0.88	632	31.04	1:06.37	1:43.22
43.	Serena Iheagwaram	(02)	Co Glasgow	2:22.03	+ 0.74	630	32.14	1:07.64	1:43.53
44.	Poppy Richardson	(01)	Co Peterboro	2:22.07	+ 0.86	630	30.60	1:06.19	1:43.70
45.	Ella Johnson	(00)	Southport	2:22.14	+ 0.71	629	31.63	1:08.21	1:44.73
46.	Katie Du Plessis	(00)	Guildford Ct	2:22.46	+ 0.84	625	31.51	1:07.31	1:44.85
47.	Pia Murray	(02)	Ellesmere Co	2:22.97	+ 0.71	618	31.41	1:08.37	1:44.72
48.	Jessica Podger	(01)	Co Bristol	2:23.24	+ 0.80	614	31.58	1:07.36	1:44.81
49.	Viktoria Gndt	(01)	Co Leeds	2:23.47	+ 0.70	612	31.19	1:07.40	1:44.86
50.	Taylor Finlayson	(01)	Warrender Ba	2:24.14	+ 0.98	603	31.90	1:08.62	1:45.26
51.	Emma Rowson	(00)	Stockport Mo	2:24.18	+ 0.78	603	31.17	1:07.11	1:46.06
52.	Alesha Kelly	(02)	Brompton	2:24.37	+ 0.73	600	32.10	1:08.01	1:46.08
53.	Maisie Macartney	(01)	Thanet Swim	2:24.55	+ 0.74	598	31.49	1:08.40	1:45.67
54.	G Melbourne-Smith	(03)	Warrington W	2:24.81	+ 0.76	595	30.48	1:07.04	1:45.37
55.	Christa Wilson	(03)	Newcastle	2:25.43	+ 0.69	587	31.76	1:07.83	1:46.37
56.	Laura Brookes	(01)	Donc Dartes	2:26.29	+ 0.74	577	30.98	1:08.15	1:46.27
57.	Niamh Andrews	(00)	Nofio Clwyd	2:26.38	+ 0.77	576	32.03	1:08.76	1:47.42
	Megan Sheard	(01)	Stockport Mo	DNC					

Funding Partner

Official Partner

Official Suppliers

Endorsed Product

Host City and Venue



Marketing Sheffield



Day 3 20 April 2017 Heat Results

**EVENT 302 Mens Open 100m Freestyle**

**Open Age Group - Full Results**

Place	Name	YoB	Club	Time	R.T.	FINA Pt	50
1.	Duncan Scott	(97)	UniOfStirl	48.58	+ 0.68	900	23.41
2.	Adam Barrett	(92)	Loughboro Un	48.94	+ 0.65	880	23.48
3.	Jack Thorpe	(92)	Edinburgh Un	49.44	+ 0.94	854	23.52
4.	Calum Jarvis	(94)	Bath Univ	49.47	+ 0.80	852	24.00
5.	Kieran McGuckin	(90)	Edinburgh Un	49.82	+ 0.62	834	23.62
6.	Nicholas Grainger	(94)	Co Sheffield	50.06	+ 0.79	822	24.46
7.	Lewis Burras	(00)	Southport	50.08	+ 0.73	821	24.14
8.	Jarvis Parkinson	(98)	London Aquat	50.19	SOT + 0.67	816	24.27
8.	Yusuke Legard	(96)	Wycombe Dist	50.19	SOT + 0.76	816	23.83
10.	Daniel Jones	(96)	Swansea Aq	50.29	RT + 0.78	811	24.00
11.	Miles Munro	(96)	Bath Univ	50.37	T + 0.89	807	23.87
12.	Samuel Irvine	(97)	Loughboro Un	50.40	T + 0.65	806	23.74
13.	Benjamin Proud	(94)	Plymouth Lea	50.50	+ 0.64	801	23.91
14.	David Cumberidge	(96)	Edinburgh Un	50.61	T + 0.76	796	23.53
15.	Craig McLean	(98)	UniOfStirl	50.73	T + 0.65	790	24.45
16.	Daniel Speers	(97)	Millfield	50.76	T + 0.93	789	23.99
17.	Elliot Clogg	(99)	Co Sheffield	50.87	J + 0.72	784	24.35
18.	Martyn Walton	(97)	UniOfStirl	50.90	T + 0.67	782	24.31
19.	Cameron Kurle	(97)	Bath Univ	50.92	+ 0.70	781	24.61
20.	Reece Dunn	(95)	Plymouth Lea	51.01	+ 0.77	777	24.75
21.	Calum Bain	(96)	UniOfStirl	51.12	+ 0.69	772	23.85
22.	Jordan Hughes	(96)	UniOfStirl	51.16	+ 0.59	770	24.48
23.	Alex Wray	(98)	Loughboro Un	51.17	+ 0.67	770	24.13
24.	Charlie Pullan	(98)	Bath Univ	51.21	+ 0.70	768	24.29
25.	Harry Constantine	(00)	Hatfield	51.37	J + 0.82	761	24.93
26.	Kyle Chisholm	(97)	Bo Kirklees	51.38	+ 0.62	761	24.69
27.	James Eddy	(00)	Wycombe Dist	51.43	J + 0.71	758	25.11
28.	Lewis Kerrod	(00)	Co Leicester	51.44	J + 0.64	758	24.32
29.	Luke Robins	(99)	Millfield	51.47	J + 0.62	757	25.17
30.	Luke Turley	(00)	Hatfield	51.54	J + 0.90	753	25.23
31.	Louis Barker	(99)	Millfield	51.56	J + 0.72	753	24.64
32.	Mason Wilby	(99)	Loughboro Un	51.59	J + 0.69	751	24.79
33.	Cameron Brooks-Clarke	(99)	Co Sheffield	51.84	+ 0.63	740	24.75
34.	Jack Warren-Ballard	(95)	UniOfStirl	51.95	+ 0.81	736	25.07
35.	Samuel Crabtree	(99)	Thanet Swim	52.08	+ 0.70	730	25.19
36.	Rory Huggins	(99)	Havant & Wat	52.11	+ 0.81	729	25.01
37.	Ben Stanford	(99)	Co Birm'ham	52.17	+ 0.74	726	25.54
38.	Max McCusker	(99)	Millfield	52.22	+ 0.69	724	25.06
39.	Harry Stacey	(00)	Shiverers	52.32	+ 0.65	720	25.06
40.	Nathan Bennett	(99)	Co Manch Aq	52.35	+ 0.99	719	25.27
41.	Adam Metcalf	(01)	Ellesmere Co	52.45	+ 0.61	715	25.66
42.	Benjamin Martin	(00)	Pioneer 79	52.60	+ 0.76	709	25.33
43.	Joe Watt	(00)	Co Glasgow	52.76	+ 0.70	702	25.37
44.	Sam Dailley	(01)	Plymouth Lea	52.80	+ 0.61	701	25.53
45.	Charlie Humphries	(99)	Co Sheffield	52.81	+ 0.81	700	25.43
46.	Thomas Flower	(99)	RichmondDale	52.82	+ 0.95	700	25.82
47.	Jacob Peters	(00)	Poole	52.87	+ 0.69	698	24.91
48.	Jack Watson	(99)	Aberdeen Per	52.89	+ 0.70	697	25.49
49.	Scott Gibson	(00)	Eastkilbride	52.94	+ 0.98	695	25.62
50.	Murray Coueslant	(99)	Aberdeen Per	52.95	+ 0.76	695	25.45
51.	James Wilks	(99)	Leatherhead	52.97	+ 0.76	694	25.51
52.	George Cooper	(99)	Co Leicester	53.27	+ 0.65	682	25.49
53.	Daniel Leigh	(99)	Co Peterboro	53.29	+ 0.80	682	25.79
54.	Benjamin Horner	(99)	Hastings	53.35	+ 0.77	679	25.14
55.	Deio Hughes	(99)	Conwy	53.39	+ 0.70	678	25.06
56.	Matthew George	(00)	Co Salford	53.43	+ 0.77	676	25.74
57.	Iestyn Cole	(99)	Plymouth Lea	53.48	+ 0.71	674	25.61
58.	William Foster	(00)	Co Derby	53.51	+ 0.76	673	25.81
59.	Hamish Skillman	(00)	Millfield	53.60	+ 0.69	670	25.79
60.	Ryan Gordon	(99)	Co Derby	53.69	+ 0.64	666	25.17
61.	Adam Davies	(01)	Plymouth Lea	53.73	+ 0.97	665	26.41
62.	Reese Housden	(02)	Hatfield	53.77	+ 0.70	664	25.87
63.	Liam Carlin	(99)	Co Liverpool	53.80	+ 0.69	662	25.88
64.	Dominic Scifo	(99)	teampswich	54.00	+ 0.82	655	25.66
	Harrison Coulter	(99)	Stockport Mo	DNC			
	Scott McLay	(99)	Perth City	DNC			

Funding Partner

Official Partner

Official Suppliers

Endorsed Product

Host City and Venue



Marketing Sheffield



## Day 3 20 April 2017 Heat Results

### ***EVENT 303 Womens Open 50m Freestyle***

#### **Open Age Group - Full Results**

Place	Name	YoB	Club		Time	R.T.	FINA Pt
1.	Siobhan-Marie O'Connor	(95)	Bath Univ	A	25.32	+ 0.80	823
2.	Anna Hopkin	(96)	Ealing	A	25.37	+ 0.48	818
3.	Lucy Hope	(97)	Edinburgh Un	A	25.78	+ 0.50	779
4.	Katherine Stark	(98)	Aberdeen Per	A	25.81	+ 0.44	777
5.	Harriet Cooper	(97)	Loughboro Un	A	25.93	+ 0.67	766
6.	Emily Crane	(98)	Loughboro Un	A	25.96	+ 0.50	763
6.	Victoria Cunningham	(94)	Loughboro Un	A	25.96	+ 0.55	763
8.	Jessica Jackson	(97)	Plymouth Lea	A	25.97	+ 0.67	762
9.	Freya Anderson	(01)	Ellesmere Co	RJ	25.98	+ 0.80	762
10.	Lauren Quigley	(95)	Co Liverpool	R	26.05	+ 0.49	755
11.	Rachel-Louise Masson	(95)	South Aberde		26.07	+ 0.67	754
12.	Freya Rayner	(98)	Co Sund'land	T	26.13	+ 0.56	748
13.	Rebecca Guy	(92)	Utd Bristol		26.15	+ 0.37	747
13.	Mollie Allen	(98)	Co Peterboro	T	26.15	+ 0.48	747
15.	Emily Barclay	(97)	Loughboro Un	T	26.16	+ 0.80	746
16.	Gulsum Onal	(98)	West Lothian	T	26.20	+ 0.53	743
17.	Amy Godsave	(99)	London Aquat	T	26.24	+ 0.59	739
18.	Hannah Rogers	(93)	Teddington		26.25	+ 0.36	738
19.	Kirsty Simpson	(96)	Aberdeen Per		26.28	+ 0.94	736
20.	Amy Grant	(99)	Co Derby	T	26.36	+ 0.48	729
21.	Alicia Wilson	(00)	Guildford Ct	J	26.42	+ 0.65	724
22.	Imogen Clark	(99)	Loughboro Un	T	26.43	+ 0.55	723
23.	Anna Maine	(00)	Woking	J	26.59	+ 0.51	710
24.	Meghan Maybanks	(00)	DunmowAtlant	J	26.62	+ 0.80	708
25.	Jasmine McCrea	(01)	Poole	J	26.64	+ 0.67	706
26.	Laura McNab	(01)	Team Bath AS	J	26.73	+ 0.68	699
27.	Brodie Judge	(01)	Ealing	J	26.77	+ 0.44	696
28.	Macy Lawrence	(02)	Basildon Ph	J	26.84	+ 0.78	691
29.	Mia Maspers	(02)	teamipswich		26.87	+ 0.67	688
29.	Anna Fleming	(00)	Co Glasgow		26.87	+ 0.48	688
31.	Sophie Yendell	(02)	Co Derby		26.90	+ 0.60	686
32.	Olivia Halcox	(00)	Millfield		26.91	+ 0.80	685
33.	Elinor Duley	(00)	Colchester		26.93	+ 0.56	684
34.	Sophie Smith	(01)	St Thomas		26.95	+ 0.68	682
35.	Athena Clayson	(01)	Mt Kelly		26.98	+ 0.68	680
36.	Emma Whittingham	(00)	Southport		27.03	+ 0.94	676
37.	Onioluwa Taiwo	(02)	Salisbury		27.05	+ 0.68	675
38.	Rebecca Sherwin	(00)	teamipswich		27.08	+ 0.94	672
39.	Spencer Williams	(00)	Brompton		27.11	+ 0.67	670
40.	Danielle Joyce	(96)	UniOfStirl		27.15	+ 0.59	667
41.	Alexandra Waller	(01)	Heart Of Mid		27.16	+ 0.65	666
42.	Emily Haimes	(01)	Enfield Sq		27.20	+ 0.65	664
43.	Bethany Hunt	(00)	Reading		27.23	+ 0.67	661
43.	Emily Large	(01)	Newcastle		27.23	+ 0.44	661
45.	Jane Brown	(00)	Newcastle		27.27	+ 0.49	658
46.	Katie Laybourn	(01)	Hartlepool		27.32	+ 0.68	655
47.	Lily Snell	(00)	Sevenoaks		27.40	+ 0.67	649
47.	Maisie Macartney	(01)	Thanet Swim		27.40	+ 0.48	649
49.	Yasmin Perry	(01)	Aberdeen Per		27.43	+ 0.67	647
50.	Yasmin Tajalli	(01)	Wycombe Dist		27.45	+ 0.49	646
51.	Rachel Wellings	(00)	Co Peterboro		27.48	+ 0.80	643
52.	Kaylee Dekker	(02)	Mt Kelly		27.49	+ 0.67	643
53.	Amie Philpot	(02)	teamipswich		27.52	+ 0.80	641
54.	Alicia Dingle	(02)	Royal Wolv		27.53	+ 0.94	640
55.	Julia Jaworska	(00)	Woking		27.67	+ 0.80	630
56.	Annaliese Beynon	(00)	Co Cardiff		27.76	+ 0.49	624
	Emma England	(00)	Plymouth Lea		DNC		
	Emma Harvey	(01)	Millfield		DQ		

Funding Partner

Official Partner

Official Suppliers

Endorsed Product

Host City and Venue



Marketing Sheffield



**Day 3 20 April 2017 Heat Results**
***EVENT 304 Mens Open 400m IM***
**Open Age Group - Full Results**

Place	Name	YoB	Club	Time	R.T.	FINA Pt					
1.	Max Litchfield	(95)	Co Sheffield	4:16.45	A + 0.64	859					
	50m 27.20	100m 57.93	150m 1:30.20	200m 2:02.32	250m 2:38.05	300m 3:14.76	350m 3:44.87	400m 4:16.45			
	27.20	30.73	32.27	32.12	35.73	36.71	30.11	31.58			
2.	Richard Nagy	(93)	Co Sheffield	4:19.05	+ 0.72	833					
	50m 27.54	100m 58.84	150m 1:32.06	200m 2:04.99	250m 2:41.11	300m 3:19.16	350m 3:49.71	400m 4:19.05			
	27.54	31.30	33.22	32.93	36.12	38.05	30.55	29.34			
3.	Joe Litchfield	(98)	Co Sheffield	4:19.15	A + 0.65	833					
	50m 27.09	100m 58.81	150m 1:31.97	200m 2:04.58	250m 2:41.24	300m 3:19.46	350m 3:49.84	400m 4:19.15			
	27.09	31.72	33.16	32.61	36.66	38.22	30.38	29.31			
4.	Mark Szaraneck	(95)	Edinburgh Un	4:21.12	A + 0.88	814					
	50m 27.01	100m 58.31	150m 1:31.64	200m 2:05.22	250m 2:42.16	300m 3:19.77	350m 3:50.52	400m 4:21.12			
	27.01	31.30	33.33	33.58	36.94	37.61	30.75	30.60			
5.	Fraser Minnican	(95)	Loughboro Un	4:22.91	A + 0.79	797					
	50m 28.18	100m 1:00.29	150m 1:33.30	200m 2:06.27	250m 2:43.99	300m 3:22.41	350m 3:52.88	400m 4:22.91			
	28.18	32.11	33.01	32.97	37.72	38.42	30.47	30.03			
6.	Brodie Williams	(99)	Millfield	4:23.37	A + 0.95	793					
	50m 27.51	100m 59.23	150m 1:31.70	200m 2:03.79	250m 2:42.96	300m 3:22.30	350m 3:53.79	400m 4:23.37			
	27.51	31.72	32.47	32.09	39.17	39.34	31.49	29.58			
7.	Thomas Dean	(00)	Maidenhead	4:23.81	A + 0.76	789					
	50m 27.74	100m 1:00.04	150m 1:34.38	200m 2:07.82	250m 2:44.39	300m 3:21.62	350m 3:53.29	400m 4:23.81			
	27.74	32.30	34.34	33.44	36.57	37.23	31.67	30.52			
8.	Nathan Hughes	(00)	Loughboro Un	4:25.30	A + 0.98	776					
	50m 27.49	100m 59.10	150m 1:33.64	200m 2:08.44	250m 2:45.86	300m 3:23.76	350m 3:55.10	400m 4:25.30			
	27.49	31.61	34.54	34.80	37.42	37.90	31.34	30.20			
9.	Jacob Greenow	(99)	TauntonDeane	4:25.56	A + 0.72	774					
	50m 27.38	100m 58.97	150m 1:32.83	200m 2:06.20	250m 2:43.60	300m 3:22.37	350m 3:54.45	400m 4:25.56			
	27.38	31.59	33.86	33.37	37.40	38.77	32.08	31.11			
10.	Thomas Paine	(94)	Co Manch Aq	4:27.12	R + 0.66	760					
	50m 27.51	100m 58.72	150m 1:33.15	200m 2:07.24	250m 2:44.70	300m 3:24.02	350m 3:56.44	400m 4:27.12			
	27.51	31.21	34.43	34.09	37.46	39.32	32.42	30.68			
11.	Callum Lawrie	(98)	UniOfStirl	4:27.53	RT + 0.79	757					
	50m 28.30	100m 1:00.23	150m 1:35.40	200m 2:09.79	250m 2:47.62	300m 3:24.53	350m 3:56.42	400m 4:27.53			
	28.30	31.93	35.17	34.39	37.83	36.91	31.89	31.11			
12.	Zak Logue	(98)	Co Sund'land	4:30.54	T + 0.95	732					
	50m 28.02	100m 59.61	150m 1:34.34	200m 2:08.56	250m 2:46.90	300m 3:26.41	350m 3:59.52	400m 4:30.54			
	28.02	31.59	34.73	34.22	38.34	39.51	33.11	31.02			
13.	Craig Munden	(97)	Loughboro Un	4:31.13	T + 0.73	727					
	50m 27.09	100m 58.52	150m 1:33.38	200m 2:07.43	250m 2:49.49	300m 3:30.36	350m 4:01.23	400m 4:31.13			
	27.09	31.43	34.86	34.05	42.06	40.87	30.87	29.90			
14.	Charlie Hutchison	(02)	Ellesmere Co	4:31.54	J + 0.77	724					
	50m 27.25	100m 58.87	150m 1:32.43	200m 2:05.50	250m 2:44.51	300m 3:25.80	350m 3:59.24	400m 4:31.54			
	27.25	31.62	33.56	33.07	39.01	41.29	33.44	32.30			
15.	Tony-Joe Trett Oliver	(99)	Mt Kelly	4:31.80	J + 0.69	722					
	50m 28.86	100m 1:02.30	150m 1:36.98	200m 2:11.34	250m 2:50.59	300m 3:30.17	350m 4:01.31	400m 4:31.80			
	28.86	33.44	34.68	34.36	39.25	39.58	31.14	30.49			
16.	Joseph Miley	(97)	Aberdeen Per	4:32.40	T + 0.68	717					
	50m 27.64	100m 59.88	150m 1:35.00	200m 2:08.88	250m 2:48.78	300m 3:29.32	350m 4:01.29	400m 4:32.40			
	27.64	32.24	35.12	33.88	39.90	40.54	31.97	31.11			
17.	Adam Wilson	(01)	Newcastle	4:32.71	J + 0.67	714					
	50m 28.55	100m 1:00.55	150m 1:35.08	200m 2:09.59	250m 2:49.84	300m 3:30.22	350m 4:02.08	400m 4:32.71			
	28.55	32.00	34.53	34.51	40.25	40.38	31.86	30.63			
18.	Ryan Retson	(00)	F.I.R.S.T.	4:33.63	J + 0.86	707					
	50m 28.21	100m 1:01.00	150m 1:37.13	200m 2:12.18	250m 2:51.73	300m 3:31.89	350m 4:03.48	400m 4:33.63			
	28.21	32.79	36.13	35.05	39.55	40.16	31.59	30.15			
19.	Fraser Allison	(00)	Warrender Ba	4:33.89	J + 0.62	705					
	50m 28.98	100m 1:02.38	150m 1:38.26	200m 2:13.96	250m 2:52.57	300m 3:30.98	350m 4:02.98	400m 4:33.89			
	28.98	33.40	35.88	35.70	38.61	38.41	32.00	30.91			
20.	Marcus Dey	(01)	Co Salford	4:34.00	J + 0.74	704					
	50m 29.42	100m 1:02.85	150m 1:36.81	200m 2:10.26	250m 2:50.52	300m 3:30.71	350m 4:02.83	400m 4:34.00			
	29.42	33.43	33.96	33.45	40.26	40.19	32.12	31.17			
21.	Alastair Miley	(94)	Aberdeen Per	4:34.29	+ 0.69	702					
	50m 27.72	100m 1:00.32	150m 1:34.64	200m 2:07.66	250m 2:48.75	300m 3:30.22	350m 4:02.63	400m 4:34.29			
	27.72	32.60	34.32	33.02	41.09	41.47	32.41	31.66			
22.	Richard Mawson	(99)	Co Leeds	4:34.43	J + 0.65	701					
	50m 28.47	100m 1:02.15	150m 1:38.26	200m 2:14.30	250m 2:51.49	300m 3:30.14	350m 4:02.96	400m 4:34.43			
	28.47	33.68	36.11	36.04	37.19	38.65	32.82	31.47			
23.	Rubens King	(97)	Portsmouth N	4:34.59	T + 0.72	700					
	50m 28.68	100m 1:02.15	150m 1:37.94	200m 2:13.19	250m 2:52.73	300m 3:30.92	350m 4:02.72	400m 4:34.59			
	28.68	33.47	35.79	35.25	39.54	38.19	31.80	31.87			
24.	John Britton	(95)	Ealing	4:34.60	+ 0.72	700					
	50m 27.67	100m 1:00.18	150m 1:35.97	200m 2:10.55	250m 2:48.17	300m 3:27.17	350m 4:01.53	400m 4:34.60			
	27.67	32.51	35.79	34.58	37.62	39.00	34.36	33.07			

Funding Partner

Official Partner

Official Suppliers

Endorsed Product

Host City and Venue



Marketing Sheffield



Day 3 20 April 2017 Heat Results

***EVENT 304 Mens Open 400m IM***

25. Kieran Wheatley	(99) Co Derby	4:35.07	J + 0.75	696						
50m 27.65	100m 1:00.78	150m 1:36.96	200m 2:13.04	250m 2:51.01	300m 3:30.68	350m -	400m 4:35.07			
27.65	33.13	36.18	36.08	37.97	39.67	-	1:04.39			
26. Jakob Goodman	(00) Millfield	4:35.85	+ 0.67	690						
50m 28.07	100m 1:01.09	150m 1:36.85	200m 2:12.21	250m 2:52.56	300m 3:33.79	350m 4:05.35	400m 4:35.85			
28.07	33.02	35.76	35.36	40.35	41.23	31.56	30.50			
27. Ben Harrison	(00) Mt Kelly	4:37.06	+ 0.74	681						
50m 28.56	100m 1:02.07	150m 1:37.34	200m 2:12.48	250m 2:51.63	300m 3:31.76	350m 4:04.99	400m 4:37.06			
28.56	33.51	35.27	35.14	39.15	40.13	33.23	32.07			
28. Archie Goodburn	(01) Warrender Ba	4:37.41	+ 0.62	679						
50m 27.96	100m 59.88	150m 1:36.45	200m 2:13.17	250m 2:53.17	300m 3:33.51	350m 4:06.32	400m 4:37.41			
27.96	31.92	36.57	36.72	40.00	40.34	32.81	31.09			
29. Matthew Domville	(97) Warrington W	4:38.52	T + 0.69	671						
50m 26.98	100m 58.53	150m 1:34.39	200m 2:09.55	250m 2:49.78	300m 3:31.12	350m 4:05.47	400m 4:38.52			
26.98	31.55	35.86	35.16	40.23	41.34	34.35	33.05			
30. Michael Rees	(00) Sutton Cheam	4:38.92	+ 0.64	668						
50m 28.96	100m 1:03.03	150m 1:37.42	200m 2:11.86	250m 2:53.07	300m 3:35.51	350m 4:07.60	400m 4:38.92			
28.96	34.07	34.39	34.44	41.21	42.44	32.09	31.32			
31. Alfie Kelly	(01) Newcastle	4:39.69	+ 0.79	662						
50m 27.76	100m 1:00.29	150m 1:35.76	200m 2:11.08	250m 2:52.25	300m 3:34.91	350m 4:07.99	400m 4:39.69			
27.76	32.53	35.47	35.32	41.17	42.66	33.08	31.70			
32. Oliver O'Halleron	(00) Derwentside	4:40.37	+ 0.75	657						
50m 28.18	100m 1:00.49	150m 1:35.45	200m 2:10.39	250m 2:51.38	300m 3:34.40	350m 4:07.47	400m 4:40.37			
28.18	32.31	34.96	34.94	40.99	43.02	33.07	32.90			
33. Ryan Brown	(98) Co Glasgow	4:40.78	T + 0.78	654						
50m 27.70	100m 59.62	150m 1:35.79	200m 2:10.16	250m 2:51.26	300m 3:34.60	350m 4:08.05	400m 4:40.78			
27.70	31.92	36.17	34.37	41.10	43.34	33.45	32.73			
34. James Watson	(00) Plymouth Lea	4:41.97	+ 0.75	646						
50m 27.56	100m 1:00.41	150m 1:36.85	200m 2:13.79	250m 2:53.10	300m 3:35.07	350m 4:09.09	400m 4:41.97			
27.56	32.85	36.44	36.94	39.31	41.97	34.02	32.88			
35. Joel Thompson	(01) Shiverers	4:42.74	+ 0.67	641						
50m 28.22	100m 1:01.52	150m 1:36.78	200m 2:12.17	250m 2:53.07	300m 3:37.10	350m 4:10.36	400m 4:42.74			
28.22	33.30	35.26	35.39	40.90	44.03	33.26	32.38			
36. Caleb Mackey	(99) Grantham	4:42.94	+ 0.65	640						
50m 28.56	100m 1:01.90	150m 1:38.63	200m 2:15.67	250m 2:54.70	300m 3:37.49	350m 4:10.88	400m 4:42.94			
28.56	33.34	36.73	37.04	39.03	42.79	33.39	32.06			
37. Max Jameson	(00) Thanet Swim	4:42.96	+ 0.71	639						
50m 28.20	100m 1:00.15	150m 1:35.25	200m 2:10.89	250m 2:52.95	300m 3:35.36	350m 4:10.11	400m 4:42.96			
28.20	31.95	35.10	35.64	42.06	42.41	34.75	32.85			
38. Adam Brown	(99) Millfield	4:43.74	+ 0.68	634						
50m 28.50	100m 1:01.58	150m 1:38.79	200m 2:15.49	250m 2:54.74	300m 3:35.62	350m 4:10.82	400m 4:43.74			
28.50	33.08	37.21	36.70	39.25	40.88	35.20	32.92			
39. Euan Cowan	(00) York City	4:47.16	+ 0.74	612						
50m 28.73	100m 1:02.13	150m 1:38.63	200m 2:15.64	250m 2:58.09	300m 3:39.88	350m 4:14.14	400m 4:47.16			
28.73	33.40	36.50	37.01	42.45	41.79	34.26	33.02			
Matthew George	(00) Co Salford	DNC								
Nathan Wells	(98) Loughboro Un	DNC								
George Clough	(99) Warrender Ba	DNC								
Myles Stirk	(00) Co Leeds	DQ								

Funding Partner

Official Partner

Official Suppliers

Endorsed Product

Host City and Venue



Marketing Sheffield



**Day 3 20 April 2017 Heat Results**

***EVENT 305 Mens Open 1500m Freestyle***

**Open Age Group - Full Results**

Place	Name	YoB	Club	Time	R.T.	FINA Pt
1.	Harrison Coulter	(99)	Stockport Mo	15:37.66	+ 0.81	801
	50m 28.21	100m 59.46	150m 1:30.99	200m 2:02.96	250m 2:34.94	300m 3:06.93
	28.21	31.25	31.53	31.97	31.98	31.99
	450m 4:43.07	500m 5:14.53	550m 5:45.82	600m 6:17.10	650m 6:48.24	700m 7:19.35
	32.30	31.46	31.29	31.28	31.14	31.11
	850m 8:52.42	900m 9:23.28	950m 9:53.98	1000m 10:25.05	1050m 10:56.16	1100m 11:27.65
	30.99	30.86	30.70	31.07	31.11	31.49
	1250m 13:02.27	1300m 13:33.88	1350m 14:05.51	1400m 14:37.45	1450m 15:07.64	1500m 15:37.66
	31.83	31.61	31.63	31.94	30.19	30.02
2.	Nathan Wells	(98)	Loughboro Un	15:52.71	+ 0.94	764
	50m 28.33	100m 59.88	150m 1:31.87	200m 2:03.74	250m 2:35.76	300m 3:07.80
	28.33	31.55	31.99	31.87	32.02	32.04
	450m 4:44.15	500m 5:16.03	550m 5:47.52	600m 6:19.58	650m 6:51.37	700m 7:23.48
	32.17	31.88	31.49	32.06	31.79	32.11
	850m 8:58.68	900m 9:30.72	950m 10:02.61	1000m 10:34.70	1050m 11:06.37	1100m 11:38.44
	31.74	32.04	31.89	32.09	31.67	32.07
	1250m 13:14.10	1300m 13:46.08	1350m 14:18.05	1400m 14:50.43	1450m 15:22.11	1500m 15:52.71
	31.82	31.98	31.97	32.38	31.68	30.60
3.	William Bell	(02)	Co Leicester	15:59.93	+ 0.76	747
	50m 28.62	100m 59.77	150m 1:32.02	200m 2:04.50	250m 2:36.85	300m 3:09.53
	28.62	31.15	32.25	32.48	32.35	32.68
	450m 4:47.76	500m 5:20.05	550m 5:52.61	600m 6:25.34	650m 6:57.77	700m 7:30.42
	32.75	32.29	32.56	32.73	32.43	32.65
	850m 9:08.45	900m 9:40.63	950m 10:13.01	1000m 10:45.37	1050m 11:17.02	1100m 11:48.91
	32.56	32.18	32.38	32.36	31.65	31.89
	1250m 13:23.49	1300m 13:54.86	1350m 14:26.39	1400m 14:58.36	1450m 15:29.54	1500m 15:59.93
	31.59	31.37	31.53	31.97	31.18	30.39
4.	Jakob Goodman	(00)	Millfield	16:00.04	+ 0.66	746
	50m 29.71	100m 1:02.01	150m 1:34.64	200m 2:06.98	250m 2:39.41	300m 3:11.77
	29.71	32.30	32.63	32.34	32.43	32.36
	450m 4:49.47	500m 5:22.00	550m 5:54.30	600m 6:26.68	650m 6:58.39	700m 7:30.12
	32.52	32.53	32.30	32.38	31.71	31.73
	850m 9:06.27	900m 9:38.53	950m 10:11.00	1000m 10:43.32	1050m 11:14.95	1100m 11:47.21
	31.82	32.26	32.47	32.32	31.63	32.26
	1250m 13:23.77	1300m 13:55.54	1350m 14:27.13	1400m 14:59.46	1450m 15:29.92	1500m 16:00.04
	31.87	31.77	31.59	32.33	30.46	30.12
5.	Kieran Bird	(99)	Millfield	16:04.69	+ 0.69	736
	50m 29.49	100m 1:01.38	150m 1:33.78	200m 2:06.51	250m 2:39.22	300m 3:12.03
	29.49	31.89	32.40	32.73	32.71	32.81
	450m 4:50.22	500m 5:23.34	550m 5:55.26	600m 6:27.93	650m 7:00.54	700m 7:33.45
	32.48	33.12	31.92	32.67	32.61	32.91
	850m 9:10.63	900m 9:42.48	950m 10:14.50	1000m 10:46.64	1050m 11:18.49	1100m 11:50.67
	31.63	31.85	32.02	32.14	31.85	32.18
	1250m 13:26.59	1300m 13:58.47	1350m 14:30.65	1400m 15:02.63	1450m 15:34.27	1500m 16:04.69
	31.66	31.88	32.18	31.98	31.64	30.42
6.	Chris Lowther	(95)	Co Glasgow	16:05.09	+ 0.69	735
	50m 29.07	100m 1:00.88	150m 1:32.89	200m 2:05.20	250m 2:37.60	300m 3:09.88
	29.07	31.81	32.01	32.31	32.40	32.28
	450m 4:47.12	500m 5:19.56	550m 5:51.10	600m 6:23.03	650m 6:55.25	700m 7:27.42
	32.49	32.44	31.54	31.93	32.22	32.17
	850m 9:03.64	900m 9:35.85	950m 10:08.00	1000m 10:40.38	1050m 11:12.85	1100m 11:45.37
	32.13	32.21	32.15	32.38	32.47	32.52
	1250m 13:23.09	1300m 13:55.94	1350m 14:28.40	1400m 15:01.02	1450m 15:33.35	1500m 16:05.09
	32.61	32.85	32.46	32.62	32.33	31.74
7.	Jamie Scholes	(00)	Co Peterboro	16:06.99	+ 0.96	730
	50m 28.38	100m 1:00.05	150m 1:32.27	200m 2:04.82	250m 2:37.19	300m 3:09.68
	28.38	31.67	32.22	32.55	32.37	32.49
	450m 4:47.09	500m 5:19.74	550m 5:52.22	600m 6:25.03	650m 6:57.29	700m 7:29.46
	32.52	32.65	32.48	32.81	32.26	32.17
	850m 9:05.70	900m 9:37.94	950m 10:10.00	1000m 10:42.53	1050m 11:14.98	1100m 11:47.42
	32.01	32.24	32.06	32.53	32.45	32.44
	1250m 13:25.40	1300m 13:58.20	1350m 14:31.03	1400m 15:04.20	1450m 15:35.98	1500m 16:06.99
	32.90	32.80	32.83	33.17	31.78	31.01
8.	Samuel Osborne	(01)	Co Birm'ham	16:08.63	+ 0.87	727
	50m 29.17	100m 1:00.19	150m 1:31.76	200m 2:03.43	250m 2:35.14	300m 3:07.23
	29.17	31.02	31.57	31.67	31.71	32.09
	450m 4:44.11	500m 5:16.71	550m 5:49.14	600m 6:21.56	650m 6:54.01	700m 7:26.38
	32.36	32.60	32.43	32.42	32.45	32.37
	850m 9:04.16	900m 9:36.86	950m 10:09.58	1000m 10:42.29	1050m 11:14.79	1100m 11:47.75
	32.64	32.70	32.72	32.71	32.50	32.96
	1250m 13:26.34	1300m 13:59.35	1350m 14:32.19	1400m 15:04.95	1450m 15:37.03	1500m 16:08.63
	33.04	33.01	32.84	32.76	32.08	31.60

Day 3 20 April 2017 Heat Results

**EVENT 305 Mens Open 1500m Freestyle**

9. Ryan Reader	(98) Derventio	16:09.83	+ 0.97	724					
50m 29.08	100m 1:01.03	150m 1:33.40	200m 2:05.87	250m 2:38.75	300m 3:11.62	350m 3:44.15	400m 4:16.54		
29.08	31.95	32.37	32.47	32.88	32.87	32.53	32.39		
450m 4:49.01	500m 5:21.30	550m 5:53.47	600m 6:25.79	650m 6:58.01	700m 7:30.23	750m 8:02.74	800m 8:34.97		
32.47	32.29	32.17	32.32	32.22	32.22	32.51	32.23		
850m 9:07.24	900m 9:39.52	950m 10:11.90	1000m 10:44.22	1050m 11:16.59	1100m 11:49.33	1150m 12:21.88	1200m 12:54.78		
32.27	32.28	32.38	32.32	32.37	32.74	32.55	32.90		
1250m 13:27.60	1300m 14:00.15	1350m 14:32.55	1400m 15:05.57	1450m 15:39.04	1500m 16:09.83				
32.82	32.55	32.40	33.02	33.47	30.79				
10. Daniel Wiffen	(01) Lisburn	16:10.20	+ 0.86	723					
50m 28.60	100m 59.93	150m 1:31.77	200m 2:03.88	250m 2:35.98	300m 3:08.21	350m 3:40.49	400m 4:13.10		
28.60	31.33	31.84	32.11	32.10	32.23	32.28	32.61		
450m 4:45.86	500m 5:18.66	550m 5:51.11	600m 6:24.00	650m 6:56.62	700m 7:29.70	750m 8:02.61	800m 8:35.43		
32.76	32.80	32.45	32.89	32.62	33.08	32.91	32.82		
850m 9:08.14	900m 9:40.56	950m 10:12.75	1000m 10:44.93	1050m 11:17.30	1100m 11:49.85	1150m 12:22.58	1200m 12:55.00		
32.71	32.42	32.19	32.18	32.37	32.55	32.73	32.42		
1250m 13:27.60	1300m 14:00.61	1350m 14:33.30	1400m 15:05.73	1450m 15:38.50	1500m 16:10.20				
32.60	33.01	32.69	32.43	32.77	31.70				
11. Gordon Mason	(99) Ellesmere Co	16:11.99	+ 0.66	719					
50m 29.09	100m 1:00.58	150m 1:32.71	200m 2:05.08	250m 2:37.51	300m 3:09.88	350m 3:42.35	400m 4:14.69		
29.09	31.49	32.13	32.37	32.43	32.37	32.47	32.34		
450m 4:47.32	500m 5:19.71	550m 5:51.95	600m 6:24.13	650m 6:56.62	700m 7:28.95	750m 8:01.68	800m 8:34.15		
32.63	32.39	32.24	32.18	32.49	32.33	32.47	32.47		
850m 9:06.69	900m 9:39.37	950m 10:11.81	1000m 10:44.58	1050m 11:17.32	1100m 11:50.05	1150m 12:23.21	1200m 12:56.31		
32.54	32.68	32.44	32.77	32.74	32.73	33.16	33.10		
1250m 13:29.34	1300m 14:02.52	1350m 14:35.81	1400m 15:08.76	1450m 15:41.17	1500m 16:11.99				
33.03	33.18	33.29	32.95	32.41	30.82				
12. Ioan Evans	(02) Co Cardiff	16:13.83	+ 0.97	715					
50m 29.34	100m 1:01.27	150m 1:34.25	200m 2:05.81	250m 2:38.01	300m 3:10.13	350m 3:42.45	400m 4:14.88		
29.34	31.93	32.98	31.56	32.20	32.12	32.32	32.43		
450m 4:47.15	500m 5:19.47	550m 5:52.02	600m 6:24.58	650m 6:57.19	700m 7:29.67	750m 8:02.42	800m 8:35.24		
32.27	32.32	32.55	32.56	32.61	32.48	32.75	32.82		
850m 9:07.56	900m 9:40.18	950m 10:12.89	1000m 10:45.67	1050m 11:18.00	1100m 11:50.73	1150m 12:23.60	1200m 12:56.66		
32.32	32.62	32.71	32.78	32.33	32.73	32.87	33.06		
1250m 13:29.74	1300m 14:03.17	1350m 14:36.44	1400m 15:09.55	1450m 15:42.04	1500m 16:13.83				
33.08	33.43	33.27	33.11	32.49	31.79				
13. Harley Beentjes	(00) Wigan BEST	16:14.87	+ 0.78	713					
50m 28.61	100m 1:00.74	150m 1:33.15	200m 2:05.49	250m 2:37.70	300m 3:10.00	350m 3:42.53	400m 4:15.08		
28.61	32.13	32.41	32.34	32.21	32.30	32.53	32.55		
450m 4:47.79	500m 5:20.45	550m 5:53.78	600m 6:26.10	650m 6:59.39	700m 7:32.16	750m 8:05.11	800m 8:38.13		
32.71	32.66	33.33	32.32	33.29	32.77	32.95	33.02		
850m 9:11.29	900m 9:43.97	950m 10:17.07	1000m 10:49.54	1050m 11:22.56	1100m 11:55.63	1150m 12:28.39	1200m 13:01.02		
33.16	32.68	33.10	32.47	33.02	33.07	32.76	32.63		
1250m 13:33.80	1300m 14:06.91	1350m 14:39.85	1400m 15:12.43	1450m 15:44.91	1500m 16:14.87				
32.78	33.11	32.94	32.58	32.48	29.96				
14. Alfie Kelly	(01) Newcastle	16:15.59	+ 0.66	711					
50m 29.04	100m 1:01.06	150m 1:33.59	200m 2:06.26	250m 2:38.68	300m 3:11.33	350m 3:43.78	400m 4:16.46		
29.04	32.02	32.53	32.67	32.42	32.65	32.45	32.68		
450m 4:49.11	500m 5:22.21	550m 5:54.99	600m 6:27.98	650m 7:00.93	700m 7:34.16	750m 8:07.24	800m 8:40.23		
32.65	33.10	32.78	32.99	32.95	33.23	33.08	32.99		
850m 9:12.64	900m 9:45.29	950m 10:18.22	1000m 10:50.78	1050m 11:23.52	1100m 11:56.56	1150m 12:29.36	1200m 13:01.94		
32.41	32.65	32.93	32.56	32.74	33.04	32.80	32.58		
1250m 13:34.84	1300m 14:07.83	1350m 14:40.62	1400m 15:13.16	1450m 15:45.62	1500m 16:15.59				
32.90	32.99	32.79	32.54	32.46	29.97				
15. Jacques Bonsell	(99) Blackpool Aq	16:16.37	+ 0.85	709					
50m 29.19	100m 1:01.45	150m 1:34.18	200m 2:06.15	250m 2:38.53	300m 3:10.50	350m 3:43.21	400m 4:15.59		
29.19	32.26	32.73	31.97	32.38	31.97	32.71	32.38		
450m 4:48.45	500m 5:20.69	550m 5:53.48	600m 6:25.31	650m 6:57.80	700m 7:30.90	750m 8:03.66	800m 8:36.69		
32.86	32.24	32.79	31.83	32.49	33.10	32.76	33.03		
850m 9:09.71	900m 9:42.46	950m 10:15.34	1000m 10:48.71	1050m 11:22.50	1100m 11:55.14	1150m 12:28.71	1200m 13:01.92		
33.02	32.75	32.88	33.37	33.79	32.64	33.57	33.21		
1250m 13:35.29	1300m 14:08.53	1350m 14:42.00	1400m 15:14.67	1450m 15:47.41	1500m 16:16.37				
33.37	33.24	33.47	32.67	32.74	28.96				
16. Max Murphy	(00) Co Milton K	16:17.58	+ 0.72	707					
50m 29.53	100m 1:00.99	150m 1:33.53	200m 2:05.82	250m 2:37.91	300m 3:10.08	350m 3:41.96	400m 4:14.36		
29.53	31.46	32.54	32.29	32.09	32.17	31.88	32.40		
450m 4:46.77	500m 5:19.12	550m 5:51.08	600m 6:23.60	650m 6:55.87	700m 7:28.38	750m 8:00.84	800m 8:33.75		
32.41	32.35	31.96	32.52	32.27	32.51	32.46	32.91		
850m 9:06.67	900m 9:40.09	950m 10:13.15	1000m 10:46.12	1050m 11:18.56	1100m 11:51.60	1150m 12:25.29	1200m 12:59.07		
32.92	33.42	33.06	32.97	32.44	33.04	33.69	33.78		
1250m 13:33.01	1300m 14:06.62	1350m 14:41.19	1400m 15:15.52	1450m 15:46.36	1500m 16:17.58				
33.94	33.61	34.57	34.33	30.84	31.22				

Funding Partner

Official Partner

Official Suppliers

Endorsed Product

Host City and Venue



Marketing Sheffield





**Day 3 20 April 2017 Heat Results**

***EVENT 305 Mens Open 1500m Freestyle***

17. William Ryley	(98) Bath Univ	16:22.97	+ 0.77	695					
50m 29.01	100m 1:01.25	150m 1:33.22	200m 2:05.65	250m 2:38.17	300m 3:10.68	350m 3:42.93	400m 4:16.09		
29.01	32.24	31.97	32.43	32.52	32.51	32.25	33.16		
450m 4:48.65	500m 5:22.04	550m 5:54.88	600m 6:28.05	650m 7:00.94	700m 7:34.31	750m 8:07.80	800m 8:40.91		
32.56	33.39	32.84	33.17	32.89	33.37	33.49	33.11		
850m 9:14.19	900m 9:47.63	950m 10:20.57	1000m 10:54.28	1050m 11:27.31	1100m 12:00.77	1150m 12:33.66	1200m 13:07.35		
33.28	33.44	32.94	33.71	33.03	33.46	32.89	33.69		
1250m 13:40.42	1300m 14:13.76	1350m 14:46.44	1400m 15:19.13	1450m 15:51.35	1500m 16:22.97				
33.07	33.34	32.68	32.69	32.22	31.62				
18. Adam Wilson	(01) Newcastle	16:26.29	+ 0.62	688					
50m 29.20	100m 1:00.83	150m 1:33.10	200m 2:05.06	250m 2:37.52	300m 3:09.75	350m 3:42.35	400m 4:14.49		
29.20	31.63	32.27	31.96	32.46	32.23	32.60	32.14		
450m 4:47.19	500m 5:20.25	550m 5:53.18	600m 6:25.94	650m 6:58.89	700m 7:31.84	750m 8:05.00	800m 8:37.92		
32.70	33.06	32.93	32.76	32.95	32.95	33.16	32.92		
850m 9:10.99	900m 9:44.07	950m 10:17.25	1000m 10:50.26	1050m 11:23.71	1100m 11:57.09	1150m 12:30.11	1200m 13:03.41		
33.07	33.08	33.18	33.01	33.45	33.38	33.02	33.30		
1250m 13:37.00	1300m 14:11.25	1350m 14:44.97	1400m 15:19.16	1450m 15:53.35	1500m 16:26.29				
33.59	34.25	33.72	34.19	34.19	32.94				
19. Richard Laird	(99) Eastkilbride	16:33.26	+ 0.71	674					
50m 29.37	100m 1:00.82	150m 1:32.98	200m 2:05.37	250m 2:38.18	300m 3:10.47	350m 3:42.90	400m 4:15.37		
29.37	31.45	32.16	32.39	32.81	32.29	32.43	32.47		
450m 4:48.05	500m 5:20.25	550m 5:53.00	600m 6:25.56	650m 6:57.92	700m 7:30.74	750m 8:03.80	800m 8:36.82		
32.68	32.20	32.75	32.56	32.36	32.82	33.06	33.02		
850m 9:10.28	900m 9:43.86	950m -	1000m 10:51.39	1050m 11:25.18	1100m 11:59.30	1150m 12:33.35	1200m 13:07.72		
33.46	33.58	-	1:07.53	33.79	34.12	34.05	34.37		
1250m 13:41.91	1300m 14:16.25	1350m -	1400m 15:24.77	1450m -	1500m 16:33.26				
34.19	34.34	-	1:08.52	-	1:08.49				
20. Casey Barrett	(99) Royal Wolv	16:43.14	+ 0.71	654					
50m 28.23	100m 59.51	150m 1:31.53	200m 2:03.59	250m 2:35.63	300m 3:08.03	350m 3:40.33	400m 4:12.69		
28.23	31.28	32.02	32.06	32.04	32.40	32.30	32.36		
450m 4:45.52	500m 5:18.70	550m 5:52.09	600m 6:25.58	650m 6:59.60	700m 7:33.55	750m 8:07.57	800m 8:41.81		
32.83	33.18	33.39	33.49	34.02	33.95	34.02	34.24		
850m 9:15.91	900m 9:50.26	950m 10:24.58	1000m 10:58.91	1050m 11:33.18	1100m 12:07.66	1150m 12:42.14	1200m 13:16.86		
34.10	34.35	34.32	34.33	34.27	34.48	34.48	34.72		
1250m 13:51.41	1300m 14:26.16	1350m 15:00.72	1400m 15:35.28	1450m 16:09.68	1500m 16:43.14				
34.55	34.75	34.56	34.56	34.40	33.46				
Luke Turley	(00) Hatfield								
Samuel Budd	(98) Co Sheffield								
Stephen Milne	(94) Perth City								
Timothy Shuttleworth	(97) Loughboro Un								
Caleb Hughes	(95) Loughboro Un								
Tobias Robinson	(96) Loughboro Un								
Tom Derbyshire	(98) Bath Univ								
Daniel Jervis	(96) Swansea Aq								
Joel Thompson	(01) Shiverers		DNC						
Adam Davies	(01) Plymouth Lea		DNC						








Partial Results - DNA indicates No arrival time - Fastest heats swimmer/Straight Final/Open Water yet to finish

**Day 3 20 April 2017 Final Results**

***EVENT 305 Mens Open 1500m Freestyle***

Full Results

Place	Name	YoB	Club	Time	R.T.	FINA Pt
1.	Daniel Jervis	(96)	Swansea Aq	14:51.48	+ 0.81	932
	50m 27.34	100m 56.59	150m 1:26.35	200m 1:56.47	250m 2:26.51	300m 2:56.33
	27.34	29.25	29.76	30.12	30.04	29.82
	450m 4:25.85	500m 4:55.62	550m 5:25.28	600m 5:54.89	650m 6:24.90	700m 6:54.57
	29.76	29.77	29.66	29.61	30.01	29.67
	850m 8:24.95	900m 8:54.92	950m 9:24.58	1000m 9:54.56	1050m 10:24.63	1100m 10:54.64
	30.11	29.97	29.66	29.98	30.07	30.01
	1250m 12:24.50	1300m 12:54.40	1350m 13:24.37	1400m 13:54.15	1450m 14:23.78	1500m 14:51.48
	30.14	29.90	29.97	29.78	29.63	27.70
2.	Timothy Shuttleworth	(97)	Loughboro Un	15:07.92	+ 0.72	882
	50m 26.91	100m 56.19	150m 1:25.62	200m 1:55.63	250m 2:25.51	300m 2:55.68
	26.91	29.28	29.43	30.01	29.88	30.17
	450m 4:26.31	500m 4:56.71	550m 5:26.11	600m 5:55.99	650m 6:25.82	700m 6:55.96
	30.26	30.40	29.40	29.88	29.83	30.14
	850m 8:26.61	900m 8:56.87	950m 9:27.06	1000m 9:57.53	1050m 10:27.88	1100m 10:58.44
	30.15	30.26	30.19	30.47	30.35	30.56
	1250m 12:31.09	1300m 13:02.23	1350m 13:34.09	1400m 14:05.87	1450m 14:37.36	1500m 15:07.92
	30.94	31.14	31.86	31.78	31.49	30.56
3.	Stephen Milne	(94)	Perth City	15:14.26	+ 0.68	864
	50m 26.89	100m 56.17	150m 1:25.69	200m 1:55.36	250m 2:25.22	300m 2:55.33
	26.89	29.28	29.52	29.67	29.86	30.11
	450m 4:26.31	500m 4:56.96	550m 5:27.48	600m 5:58.26	650m 6:28.93	700m 7:00.01
	30.33	30.65	30.52	30.78	30.67	31.08
	850m 8:32.94	900m 9:04.10	950m 9:34.93	1000m 10:05.97	1050m 10:36.91	1100m 11:08.10
	31.00	31.16	30.83	31.04	30.94	31.19
	1250m 12:41.15	1300m 13:12.41	1350m 13:43.60	1400m 14:14.82	1450m 14:45.36	1500m 15:14.26
	30.73	31.26	31.19	31.22	30.54	28.90
4.	Tobias Robinson	(96)	Loughboro Un	15:18.05	+ 0.97	854
	50m 27.68	100m 57.44	150m 1:28.09	200m 1:58.42	250m 2:29.00	300m 2:59.21
	27.68	29.76	30.65	30.33	30.58	30.21
	450m 4:31.03	500m 5:01.29	550m 5:31.70	600m 6:02.00	650m 6:32.76	700m 7:03.43
	30.47	30.26	30.41	30.30	30.76	30.67
	850m 8:35.79	900m 9:06.47	950m 9:37.74	1000m 10:08.45	1050m 10:39.69	1100m 11:10.66
	30.74	30.68	31.27	30.71	31.24	30.97
	1250m 12:44.58	1300m 13:15.77	1350m 13:47.25	1400m 14:18.23	1450m 14:49.26	1500m 15:18.05
	31.29	31.19	31.48	30.98	31.03	28.79
5.	Samuel Budd	(98)	Co Sheffield	15:18.30	+ 0.59	853
	50m 26.89	100m 56.72	150m 1:26.58	200m 1:57.12	250m 2:27.34	300m 2:57.77
	26.89	29.83	29.86	30.54	30.22	30.43
	450m 4:29.78	500m 5:00.75	550m 5:31.35	600m 6:02.03	650m 6:32.92	700m 7:03.96
	30.75	30.97	30.60	30.68	30.89	31.04
	850m 8:37.20	900m 9:08.35	950m 9:39.39	1000m 10:10.41	1050m 10:41.20	1100m 11:12.51
	31.11	31.15	31.04	31.02	30.79	31.31
	1250m 12:46.14	1300m 13:17.51	1350m 13:48.68	1400m 14:19.92	1450m 14:50.10	1500m 15:18.30
	31.62	31.37	31.17	31.24	30.18	28.20
6.	Luke Turley	(00)	Hatfield	15:35.34	+ 0.73	807
	50m 28.12	100m 58.80	150m 1:30.23	200m 2:01.66	250m 2:33.69	300m 3:05.24
	28.12	30.68	31.43	31.43	32.03	31.55
	450m 4:40.66	500m 5:12.18	550m 5:43.55	600m 6:14.26	650m 6:45.40	700m 7:16.29
	32.07	31.52	31.37	30.71	31.14	30.89
	850m 8:50.95	900m 9:22.15	950m 9:53.50	1000m 10:24.94	1050m 10:56.08	1100m 11:27.27
	31.96	31.20	31.35	31.44	31.14	31.19
	1250m 13:01.13	1300m 13:32.40	1350m 14:04.04	1400m 14:35.07	1450m 15:06.16	1500m 15:35.34
	31.33	31.27	31.64	31.03	31.09	29.18
7.	Harrison Coulter	(99)	Stockport Mo	15:37.66	+ 0.81	801
	50m 28.21	100m 59.46	150m 1:30.99	200m 2:02.96	250m 2:34.94	300m 3:06.93
	28.21	31.25	31.53	31.97	31.98	31.99
	450m 4:43.07	500m 5:14.53	550m 5:45.82	600m 6:17.10	650m 6:48.24	700m 7:19.35
	32.30	31.46	31.29	31.28	31.14	31.11
	850m 8:52.42	900m 9:23.28	950m 9:53.98	1000m 10:25.05	1050m 10:56.16	1100m 11:27.65
	30.99	30.86	30.70	31.07	31.11	31.49
	1250m 13:02.27	1300m 13:33.88	1350m 14:05.51	1400m 14:37.45	1450m 15:07.64	1500m 15:37.66
	31.83	31.61	31.63	31.94	30.19	30.02
8.	Caleb Hughes	(95)	Loughboro Un	15:45.65	+ 0.71	781
	50m 27.24	100m 57.48	150m 1:27.65	200m 1:58.39	250m 2:29.44	300m 3:00.76
	27.24	30.24	30.17	30.74	31.05	31.32
	450m 4:35.31	500m 5:06.62	550m 5:38.18	600m 6:10.01	650m 6:42.08	700m 7:13.71
	31.50	31.31	31.56	31.83	32.07	31.63
	850m 8:48.72	900m 9:20.54	950m 9:52.52	1000m 10:24.55	1050m 10:56.42	1100m 11:28.28
	31.48	31.82	31.98	32.03	31.87	31.86
	1250m 13:05.02	1300m 13:37.43	1350m 14:09.77	1400m 14:42.32	1450m 15:14.39	1500m 15:45.65
	31.97	32.41	32.34	32.55	32.07	31.26

	Funding Partner  LOTTERY FUNDED	Official Partner 	Official Suppliers  	Endorsed Product 	Host City and Venue Marketing Sheffield 
---	--	---	---	---	---







**BRITISH SWIMMING  
CHAMPIONSHIPS 2017**

PONDS FORGE, SHEFFIELD  
18 - 23 APRIL

**Day 3 20 April 2017 Final Results**

27. Casey Barrett	(99) Royal Wolv	16:43.14	+ 0.71	654						
50m 28.23	100m 59.51	150m 1:31.53	200m 2:03.59	250m 2:35.63	300m 3:08.03	350m 3:40.33	400m 4:12.69			
28.23	31.28	32.02	32.06	32.04	32.40	32.30	32.36			
450m 4:45.52	500m 5:18.70	550m 5:52.09	600m 6:25.58	650m 6:59.60	700m 7:33.55	750m 8:07.57	800m 8:41.81			
32.83	33.18	33.39	33.49	34.02	33.95	34.02	34.24			
850m 9:15.91	900m 9:50.26	950m 10:24.58	1000m 10:58.91	1050m 11:33.18	1100m 12:07.66	1150m 12:42.14	1200m 13:16.86			
34.10	34.35	34.32	34.33	34.27	34.48	34.48	34.72			
1250m 13:51.41	1300m 14:26.16	1350m 15:00.72	1400m 15:35.28	1450m 16:09.68	1500m 16:43.14					
34.55	34.75	34.56	34.56	34.40	33.46					
Joel Thompson	(01) Shiverers	DNC								
Adam Davies	(01) Plymouth Lea	DNC								

	Funding Partner uk sport LOTTERY FUNDED	Official Partner 	Official Suppliers lumie MYRTHA POOLS	Endorsed Product 	Host City and Venue Marketing Sheffield 
--	---	----------------------	---	----------------------	--

## Day 3 20 April 2017 Final Results

### ***EVENT 352 FINAL OF EVENT 301 Womens Junior 200m Butterfly***

Full Results

Place	Name	YoB	Club	Time	R.T.	FINA Pt	50	100	150
1.	Ciara Schlosshan	(01)	Co Leeds	2:13.04	+ 0.67	767	29.22	1:02.85	1:37.71
2.	Nikki Miller	(00)	Eastkilbride	2:13.92	+ 0.86	752	29.74	1:03.67	1:38.64
3.	Isabel Spinley	(00)	Deepings	2:15.42	+ 0.64	727	29.32	1:03.48	1:38.59
4.	Isabel Jones	(00)	Millfield	2:15.60	+ 0.84	724	30.52	1:04.78	1:39.74
5.	Caitlin Hubbard	(01)	Co Birm'ham	2:15.67	+ 0.72	723	29.57	1:04.05	1:39.44
6.	Charlotte Robinson	(03)	Co Leeds	2:17.21	+ 0.73	699	30.74	1:04.98	1:41.15
7.	Daisy Anderson	(01)	Thanet Swim	2:17.44	+ 0.71	696	29.31	1:03.93	1:40.17
8.	Rebecca Fisher	(01)	Co Leeds	2:18.16	+ 0.66	685	31.23	1:06.04	1:41.81

### ***EVENT 353 FINAL OF EVENT 301 Womens Target Tokyo 200m Butterfly***

Full Results

Place	Name	YoB	Club	Time	R.T.	FINA Pt	50	100	150
1.	Amelia Clynes	(99)	Co Leeds	2:12.06	+ 0.64	784	29.20	1:02.97	1:37.69
2.	Bearnna Close	(97)	Loughboro Un	2:13.29	+ 0.84	763	29.42	1:03.01	1:37.77
3.	Harriet Jones	(97)	Co Cardiff	2:16.22	+ 0.97	715	29.41	1:03.57	1:39.09
4.	Melanie Hall	(99)	Royal Wolv	2:17.38	+ 0.71	697	30.10	1:04.62	1:40.89
5.	Evan King	(99)	Weston S M	2:18.17	+ 0.69	685	30.25	1:04.79	1:40.88
6.	Lily West	(97)	Bath Univ	2:18.50	+ 0.73	680	30.64	1:04.58	1:40.49

### ***EVENT 354 FINAL OF EVENT 301 Womens Open 200m Butterfly***

Full Results

Place	Name	YoB	Club	Time	R.T.	FINA Pt	50	100	150
1.	Charlotte Atkinson	(96)	Loughboro Un	2:07.06	+ 0.69	881	28.14	1:00.29	1:33.01
2.	Alys Thomas	(90)	Swansea Aq	2:07.87	+ 0.79	864	28.89	1:00.89	1:34.10
3.	Emily Large	(01)	Newcastle	2:09.89	+ 0.66	824	28.68	1:02.25	1:35.06
4.	Keanna Macinnes	(01)	Heart Of Mid	2:11.48	+ 0.73	795	29.42	1:03.24	1:37.60
5.	Hannah Miley	(89)	Aberdeen Per	2:12.06	+ 0.71	784	29.75	1:03.17	1:37.26
6.	Laura Stephens	(99)	Plymouth Lea	2:12.16	+ 0.96	782	29.26	1:02.76	1:37.10
7.	Isobel Grant	(98)	Co Sheffield	2:12.44	+ 0.72	778	29.25	1:02.56	1:36.92
8.	Holly Hibbott	(99)	Stockport Mo	2:13.69	+ 0.84	756	29.71	1:03.02	1:37.58

Funding Partner

Official Partner

Official Suppliers

Endorsed Product

Host City and Venue



Marketing Sheffield



**Day 3 20 April 2017 Final Results**
***EVENT 355 FINAL OF EVENT 304 Mens Junior 400m IM***

Full Results

Place	Name	YoB	Club	Time	R.T.	FINA Pt
1.	Charlie Hutchison	(02)	Ellesmere Co	4:26.26	+ 0.70	768
	50m 27.43	100m 58.75	150m 1:32.33	200m 2:05.21	250m 2:43.02	300m 3:22.18
	27.43	31.32	33.58	32.88	37.81	39.16
	350m 3:54.63	400m 4:26.26				
						31.63
2.	Tony-Joe Trett Oliver	(99)	Mt Kelly	4:31.82	+ 0.81	721
	50m 28.89	100m 1:01.97	150m 1:36.97	200m 2:12.08	250m 2:51.00	300m 3:30.86
	28.89	33.08	35.00	35.11	38.92	39.86
	350m 4:01.87	400m 4:31.82				
						29.95
3.	Ryan Retson	(00)	F.I.R.S.T.	4:32.32	+ 0.85	717
	50m 28.88	100m 1:01.83	150m 1:37.75	200m 2:13.08	250m 2:51.95	300m 3:32.13
	28.88	32.95	35.92	35.33	38.87	40.18
	350m 4:02.64	400m 4:32.32				
						29.68
4.	Adam Wilson	(01)	Newcastle	4:32.34	+ 0.61	717
	50m 28.01	100m 1:00.18	150m 1:34.42	200m 2:08.70	250m 2:48.78	300m 3:29.70
	28.01	32.17	34.24	34.28	40.08	40.92
	350m 4:01.55	400m 4:32.34				
						30.79
5.	Richard Mawson	(99)	Co Leeds	4:33.51	+ 0.69	708
	50m 28.37	100m 1:01.65	150m 1:38.44	200m 2:14.17	250m 2:51.12	300m 3:30.31
	28.37	33.28	36.79	35.73	36.95	39.19
	350m 4:02.74	400m 4:33.51				
						30.77
6.	Marcus Dey	(01)	Co Salford	4:33.59	+ 0.76	707
	50m 29.33	100m 1:02.92	150m 1:36.99	200m 2:10.60	250m 2:50.66	300m 3:31.85
	29.33	33.59	34.07	33.61	40.06	41.19
	350m 4:02.79	400m 4:33.59				
						30.80
7.	Kieran Wheatley	(99)	Co Derby	4:35.42	+ 0.76	693
	50m 28.08	100m 1:00.80	150m 1:37.23	200m 2:12.79	250m 2:51.51	300m 3:30.91
	28.08	32.72	36.43	35.56	38.72	39.40
	350m 4:04.03	400m 4:35.42				
						31.39
8.	Fraser Allison	(00)	Warrender Ba	4:36.40	+ 0.71	686
	50m 28.82	100m 1:02.36	150m 1:38.60	200m 2:14.61	250m 2:52.95	300m 3:32.00
	28.82	33.54	36.24	36.01	38.34	39.05
	350m 4:04.40	400m 4:36.40				
						32.00

***EVENT 356 FINAL OF EVENT 304 Mens Target Tokyo 400m IM***

Full Results

Place	Name	YoB	Club	Time	R.T.	FINA Pt
1.	Callum Lawrie	(98)	UniOfStirl	4:24.28	+ 0.73	785
	50m 27.64	100m 59.62	150m 1:35.03	200m 2:09.91	250m 2:46.20	300m 3:23.35
	27.64	31.98	35.41	34.88	36.29	37.15
	350m 3:54.20	400m 4:24.28				
						30.08
2.	Zak Logue	(98)	Co Sund'land	4:27.83	+ 0.75	754
	50m 27.68	100m 59.41	150m 1:33.88	200m 2:08.17	250m 2:46.15	300m 3:24.51
	27.68	31.73	34.47	34.29	37.98	38.36
	350m 3:56.82	400m 4:27.83				
						31.01
3.	Craig Munden	(97)	Loughboro Un	4:29.32	+ 0.72	742
	50m 27.25	100m 58.82	150m 1:33.99	200m 2:08.65	250m 2:48.82	300m 3:29.35
	27.25	31.57	35.17	34.66	40.17	40.53
	350m 3:59.94	400m 4:29.32				
						29.38
4.	Joseph Miley	(97)	Aberdeen Per	4:32.17	+ 0.98	719
	50m 27.30	100m 1:00.91	150m 1:35.00	200m 2:09.22	250m 2:48.73	300m 3:30.03
	27.30	33.61	34.09	34.22	39.51	41.30
	350m 4:01.13	400m 4:32.17				
						31.04
5.	Rubens King	(97)	Portsmouth N	4:35.02	+ 0.72	696
	50m 28.65	100m 1:02.54	150m 1:38.41	200m 2:14.19	250m 2:52.89	300m 3:32.37
	28.65	33.89	35.87	35.78	38.70	39.48
	350m 4:04.04	400m 4:35.02				
						30.98
6.	Ryan Brown	(98)	Co Glasgow	4:39.19	+ 0.83	666
	50m 27.62	100m 1:00.15	150m 1:35.62	200m 2:10.95	250m 2:52.02	300m 3:35.19
	27.62	32.53	35.47	35.33	41.07	43.17
	350m 4:07.33	400m 4:39.19				
						31.86

***EVENT 357 FINAL OF EVENT 304 Mens Open 400m IM***

Full Results

Place	Name	YoB	Club	Time	R.T.	FINA Pt
1.	Max Litchfield	(95)	Co Sheffield	4:10.63GBR	+ 0.64	920
	50m 26.42	100m 56.45	150m 1:28.81	200m 2:00.44	250m 2:36.12	300m 3:12.35
	26.42	30.03	32.36	31.63	35.68	36.23
	350m 3:41.86	400m 4:10.63				
						28.77
2.	Mark Szaraneck	(95)	Edinburgh Un	4:15.51	+ 0.65	869
	50m 26.89	100m 57.55	150m 1:30.78	200m 2:03.29	250m 2:39.04	300m 3:15.71
	26.89	30.66	33.23	32.51	35.75	36.67
	350m 3:45.60	400m 4:15.51				
						29.91
3.	Joe Litchfield	(98)	Co Sheffield	4:19.18	+ 0.77	832
	50m 27.22	100m 58.66	150m 1:32.39	200m 2:06.22	250m 2:42.00	300m 3:20.03
	27.22	31.44	33.73	33.83	35.78	38.03
	350m 3:50.35	400m 4:19.18				
						28.83
4.	Nathan Hughes	(00)	Loughboro Un	4:20.84	+ 0.62	816
	50m 27.23	100m 59.22	150m 1:34.42	200m 2:09.30	250m 2:45.19	300m 3:22.21
	27.23	31.99	35.20	34.88	35.89	37.02
	350m 3:52.53	400m 4:20.84				
						28.31
5.	Brodie Williams	(99)	Millfield	4:20.89	+ 0.77	816
	50m 27.35	100m 58.79	150m 1:31.53	200m 2:03.72	250m 2:41.86	300m 3:20.27
	27.35	31.44	32.74	32.19	38.14	38.41
	350m 3:51.16	400m 4:20.89				
						29.73
6.	Thomas Dean	(00)	Maidenhead	4:21.23	+ 0.73	813
	50m 27.95	100m 1:01.54	150m 1:35.02	200m 2:08.56	250m 2:45.04	300m 3:22.64
	27.95	33.59	33.48	33.54	36.48	37.60
	350m 3:52.37	400m 4:21.23				
						28.86
7.	Fraser Minnican	(95)	Loughboro Un	4:22.31	+ 0.77	803
	50m 27.72	100m 1:00.10	150m 1:33.88	200m 2:07.43	250m 2:44.79	300m 3:23.23
	27.72	32.38	33.78	33.55	37.36	38.44
	350m 3:53.22	400m 4:22.31				
						29.09
8.	Jacob Greenow	(99)	TauntonDeane	4:22.64	+ 0.67	800
	50m 27.50	100m 58.74	150m 1:32.56	200m 2:04.75	250m 2:42.53	300m 3:20.06
	27.50	31.24	33.82	32.19	37.78	37.53
	350m 3:52.34	400m 4:22.64				
						30.30

Funding Partner

Official Partner

Official Suppliers

Endorsed Product

Host City and Venue



Marketing Sheffield



**Day 3 20 April 2017 Final Results**

***EVENT 358 FINAL OF EVENT 303 Womens Junior 50m Freestyle***

Full Results

Place	Name	YoB	Club	Time	R.T.	FINA Pt
1.	Anna Maine	(00)	Woking	26.20	+ 0.66	743
2.	Alicia Wilson	(00)	Guildford Ct	26.23	+ 0.66	740
3.	Jasmine McCrea	(01)	Poole	26.52	+ 0.70	716
4.	Laura McNab	(01)	Team Bath AS	26.56	+ 0.71	713
5.	Meghan Maybanks	(00)	DunmowAtlant	26.60	+ 0.72	709
6.	Brodie Judge	(01)	Ealing	26.79	+ 0.67	694
7.	Macy Lawrence	(02)	Basildon Ph	26.87	+ 0.71	688

***EVENT 359 FINAL OF EVENT 303 Womens Target Tokyo 50m Freestyle***

Full Results

Place	Name	YoB	Club	Time	R.T.	FINA Pt
1.	Freya Rayner	(98)	Co Sund'land	25.58	+ 0.68	798
2.	Emily Barclay	(97)	Loughboro Un	25.87	+ 0.66	771
3.	Gulsum Onal	(98)	West Lothian	25.89	+ 0.64	770
4.	Mollie Allen	(98)	Co Peterboro	26.13	+ 0.68	748
5.	Amy Godsave	(99)	London Aquat	26.15	+ 0.77	747
6.	Amy Grant	(99)	Co Derby	26.58	+ 0.70	711

***EVENT 360 FINAL OF EVENT 303 Womens Open 50m Freestyle***

Full Results

Place	Name	YoB	Club	Time	R.T.	FINA Pt
1.	Anna Hopkin	(96)	Ealing	25.07	+ 0.69	848
2.	Siobhan-Marie O'Connor	(95)	Bath Univ	25.28	+ 0.66	827
3.	Lucy Hope	(97)	Edinburgh Un	25.42	+ 0.65	813
4.	Freya Anderson	(01)	Ellesmere Co	25.44	+ 0.73	811
5.	Katherine Stark	(98)	Aberdeen Per	25.61	+ 0.70	795
6.	Harriet Cooper	(97)	Loughboro Un	25.86	+ 0.72	772
7.	Emily Crane	(98)	Loughboro Un	25.88	+ 0.65	770
8.	Victoria Cunningham	(94)	Loughboro Un	26.16	+ 0.70	746

Funding Partner



Official Partner



Official Suppliers



Endorsed Product



Host City and Venue

Marketing Sheffield





## Day 3 20 April 2017 Final Results

### ***EVENT 361 FINAL OF EVENT 302 Mens Junior 100m Freestyle***

Full Results

Place	Name	YoB	Club	Time	R.T.	FINA Pt	50
1.	Elliot Clogg	(99)	Co Sheffield	50.08	+ 0.66	821	23.91
2.	Harry Constantine	(00)	Hatfield	51.01	+ 0.86	777	24.41
3.	James Eddy	(00)	Wycombe Dist	51.38	+ 0.67	761	25.05
4.	Luke Robins	(99)	Millfield	51.46	+ 0.63	757	25.31
5.	Louis Barker	(99)	Millfield	51.54	+ 0.70	753	24.75
6.	Luke Turley	(00)	Hatfield	51.76	+ 0.68	744	25.30
7.	Lewis Kerrod	(00)	Co Leicester	51.78	+ 0.76	743	24.90
8.	Mason Wilby	(99)	Loughboro Un	51.81	+ 0.69	742	24.75

### ***EVENT 362 FINAL OF EVENT 302 Mens Target Tokyo 100m Freestyle***

Full Results

Place	Name	YoB	Club	Time	R.T.	FINA Pt	50
1.	David Cumberlidge	(96)	Edinburgh Un	49.82	+ 0.96	834	23.74
2.	Miles Munro	(96)	Bath Univ	50.17	+ 0.77	817	24.23
3.	Daniel Speers	(97)	Millfield	50.32	+ 0.72	810	23.89
4.	Samuel Irvine	(97)	Loughboro Un	50.54	+ 0.67	799	24.14
5.	Daniel Jones	(96)	Swansea Aq	50.61	+ 0.68	796	23.98
6.	Craig McLean	(98)	UniOfStirl	50.69	+ 0.68	792	24.40
7.	Martyn Walton	(97)	UniOfStirl	50.79	+ 0.65	787	24.59

### ***EVENT 363 FINAL OF EVENT 302 Mens Open 100m Freestyle***

Full Results

Place	Name	YoB	Club	Time	R.T.	FINA Pt	50
1.	Duncan Scott	(97)	UniOfStirl	47.90GBR	+ 0.66	939	23.14
2.	Jack Thorpe	(94)	Edinburgh Un	49.65	+ 0.77	843	23.53
3.	Kieran McGuckin	(90)	Edinburgh Un	49.68	+ 0.94	841	23.59
4.	Calum Jarvis	(92)	Bath Univ	49.80	+ 0.73	835	23.98
5.	Nicholas Grainger	(94)	Co Sheffield	49.87	+ 0.73	832	24.31
6.	Jarvis Parkinson	(98)	London Aquat	50.02	+ 0.64	824	24.34
7.	Lewis Burras	(00)	Southport	50.11	+ 0.71	820	24.10
8.	Yusuke Legard	(96)	Wycombe Dist	50.28	+ 0.63	812	24.28

Funding Partner



Official Partner



Official Suppliers



Endorsed Product



Host City and Venue

Marketing Sheffield



**Day 4 21 April 2017 Heat Results**

***EVENT 401 Mens Open 200m Breaststroke***

**Open Age Group - Full Results**

Place	Name	YoB	Club	Time	R.T.	FINA Pt	50	100	150
1.	Ross Murdoch	(94)	UniOfStirl	2:10.88	A + 0.63	913	30.59	1:03.59	1:37.44
2.	Andrew Willis	(90)	Bath Univ	2:11.83	A + 0.69	894	29.73	1:03.31	1:37.49
3.	Craig Benson	(94)	UniOfStirl	2:12.31	A + 0.68	884	29.87	1:03.17	1:37.62
4.	Calum Tait	(94)	Edinburgh Un	2:12.99	A + 0.70	871	30.45	1:04.97	1:38.15
5.	James Wilby	(93)	Loughboro Un	2:13.23	A + 0.73	866	30.34	1:04.31	1:38.82
6.	Edward Baxter	(98)	Loughboro Un	2:13.98	A + 0.70	851	30.41	1:04.18	1:38.69
7.	Charlie Attwood	(97)	Bath Univ	2:14.41	A + 0.82	843	29.99	1:03.84	1:38.89
8.	Luke Davies	(97)	Bath Univ	2:15.01	A + 0.76	832	30.09	1:03.91	1:39.00
9.	Toby Mackay-Champion	(97)	Co Oxford	2:16.16	RT + 0.72	811	30.55	1:05.08	1:40.17
10.	Joel O'Halleron	(96)	Derwentside	2:17.42	RT + 0.85	789	31.06	1:07.12	1:42.18
11.	Kieren Preston	(97)	Edinburgh Un	2:17.88	T + 0.80	781	30.93	1:05.20	1:40.90
12.	Chris Steeples	(92)	Derventio	2:18.26	+ 0.94	775	30.95	1:06.06	1:42.04
13.	David Murphy	(98)	Co Oxford	2:18.38	T + 0.77	773	30.62	1:05.82	1:41.37
14.	George Clough	(99)	Warrender Ba	2:18.39	J + 0.95	773	31.83	1:06.91	1:42.22
15.	James Lewis	(98)	Co Cardiff	2:18.51	T + 0.72	771	30.71	1:05.94	1:41.51
16.	William Ritchie	(98)	Preston	2:19.06	T + 0.79	761	31.26	1:05.90	1:41.40
17.	Daniel Lim	(96)	Edinburgh Un	2:19.49	+ 0.68	754	31.32	1:06.25	1:41.74
18.	Callum Smart	(00)	Co Oxford	2:19.52	J + 0.83	754	31.25	1:06.74	1:42.94
19.	John Britton	(95)	Ealing	2:19.57	+ 0.71	753	31.52	1:07.04	1:42.80
19.	Robert Lancaster	(97)	Loughboro Un	2:19.57	T + 0.82	753	30.60	1:04.96	1:41.37
21.	Connor Bryan	(00)	Co Oxford	2:19.58	J + 0.71	753	31.82	1:07.12	1:43.28
22.	Adam Chillingworth	(97)	Plymouth Lea	2:19.95	T + 0.65	747	31.46	1:06.80	1:43.01
23.	Kyle Booth	(01)	Co Cardiff	2:20.60	J + 0.71	737	32.41	1:07.92	1:43.96
24.	Sebastian Stewart	(00)	Sevenoaks	2:20.88	J + 0.65	732	31.03	1:06.68	1:42.96
25.	Thomas Dean	(00)	Maidenhead	2:20.99	J + 0.69	731	32.31	1:08.06	1:44.71
26.	Nathan Hughes	(00)	Loughboro Un	2:21.41	J + 0.64	724	31.82	1:08.45	1:45.07
27.	Benedict Tortolano	(97)	StirlingSwim	2:21.47	+ 0.73	723	31.56	1:06.77	1:43.33
28.	Archie Goodburn	(01)	Warrender Ba	2:21.74	J + 0.64	719	31.83	1:08.33	1:44.93
29.	Gregory Butler	(00)	Co Derby	2:22.01	+ 0.64	715	31.60	1:07.25	1:44.05
30.	Oliver Crosby	(99)	Stockport Mo	2:22.04	+ 0.73	714	31.34	1:07.32	1:43.88
31.	Jasper Lye	(99)	Co Bristol	2:22.07	+ 0.76	714	31.99	1:08.11	1:45.07
32.	James McFadzen	(99)	Wycombe Dist	2:22.24	+ 0.95	711	31.50	1:07.28	1:43.82
33.	Edmund Ashton	(98)	London Aquat	2:22.40	+ 0.77	709	32.24	1:07.81	1:44.95
34.	Yaron Gerber	(98)	Barnet Copt	2:22.54	+ 0.72	707	31.59	1:07.32	1:44.28
35.	Matthew Rogers	(00)	Bromley	2:22.72	+ 0.79	704	32.45	1:08.28	1:45.13
36.	Andrew Paige	(99)	Mt Kelly	2:22.85	+ 0.66	702	32.10	1:08.79	1:47.01
37.	Bradley Newman	(01)	Co Cardiff	2:23.16	+ 0.77	698	32.34	1:08.69	1:45.69
38.	Adam Brown	(99)	Millfield	2:23.48	+ 0.76	693	32.62	1:09.40	1:46.57
39.	James Bilbao	(01)	Co Hereford	2:23.56	+ 0.71	692	32.38	1:08.42	1:45.87
40.	Samuel Peck	(00)	Mt Kelly	2:24.58	+ 0.67	677	32.38	1:08.67	1:45.88
41.	Harry Devlin	(00)	York City	2:24.74	+ 0.67	675	32.53	1:08.86	1:46.32
42.	David Miller	(99)	Plymouth Lea	2:24.75	+ 0.71	675	33.34	1:09.88	1:47.36
43.	Cameron Muir	(99)	Sth Ayrshire	2:25.23	+ 0.78	668	32.24	1:08.46	1:46.38
44.	Andrew Macintosh	(01)	Eastkilbride	2:25.72	+ 0.75	662	32.81	1:09.05	1:46.07
45.	Jake Sykes	(99)	Co Leeds	2:26.08	+ 0.77	657	33.16	1:10.55	1:47.70
46.	Richard Mawson	(99)	Co Leeds	2:26.15	+ 0.68	656	32.89	1:10.02	1:47.83
47.	Oliver Taverner	(01)	Mt Kelly	2:26.82	+ 0.73	647	32.03	1:09.52	1:47.71
48.	Lewis Waters	(99)	Co Newport	2:26.91	+ 0.76	646	31.82	1:09.09	1:46.38
49.	George Simmons	(99)	Wycombe Dist	2:27.41	+ 0.62	639	32.52	1:09.96	1:48.61
50.	Charlie Head	(99)	Team Bath AS	2:27.61	+ 0.72	637	33.19	1:10.98	1:49.67
51.	Tom Beagley	(00)	Plymouth Lea	2:27.94	+ 0.74	632	33.51	1:11.07	1:49.61
52.	Fraser Allison	(00)	Warrender Ba	2:28.12	+ 0.97	630	34.31	1:11.53	1:49.41
53.	William Bell	(02)	Co Leicester	2:29.06		618	33.39	1:11.70	1:50.29
54.	Joseph Burrin	(98)	Bath Univ	2:29.12	+ 0.75	617	33.40	1:10.87	1:49.65
55.	Jack O'Brien	(00)	Co Manch Aq	2:29.96	+ 0.62	607	33.20	1:10.82	1:49.82
56.	Jonathan Milner	(01)	Co Leeds	2:30.04	+ 0.73	606	32.31	1:09.77	1:49.35
	Thomas Wiggins	(99)	Co Peterboro	DQ					

Funding Partner

Official Partner

Official Suppliers

Endorsed Product

Host City and Venue



Marketing Sheffield



**Day 4 21 April 2017 Heat Results**
***EVENT 402 Womens Open 100m Freestyle***
**Open Age Group - Full Results**

Place	Name	YoB	Club	Time	R.T.	FINA Pt	50
1.	Freya Anderson	(01)	Ellesmere Co	54.40GBRAG	A + 0.72	876	26.58
2.	Siobhan-Marie O'Connor	(95)	Bath Univ	54.49	A + 0.67	872	26.39
3.	Lucy Hope	(97)	Edinburgh Un	55.09	A + 0.65	844	26.41
4.	Anna Hopkin	(96)	Ealing	55.15	A + 0.76	841	26.52
5.	Eleanor Faulkner	(93)	Co Sheffield	55.46	A + 0.71	827	26.96
6.	Jessica Jackson	(97)	Plymouth Lea	55.63	A + 0.64	820	26.48
7.	Georgia Davies	(90)	Loughboro Un	55.90	A + 0.73	808	27.08
8.	Kathryn Greenslade	(98)	Edinburgh Un	56.13	A + 0.70	798	26.78
9.	Lauren Quigley	(95)	Co Liverpool	56.18	R + 0.68	796	26.98
10.	Harriet Cooper	(97)	Loughboro Un	56.25	RT + 0.73	793	27.23
11.	Rachel-Louise Masson	(95)	South Aberde	56.33	+ 0.72	789	27.42
12.	Emily Crane	(98)	Loughboro Un	56.37	T + 0.98	788	27.06
13.	Victoria Cunningham	(94)	Loughboro Un	56.38	+ 0.75	787	27.23
14.	Georgia Coates	(99)	Co Leeds	56.42	T + 0.77	786	27.36
15.	Katherine Stark	(98)	Aberdeen Per	56.51	T + 0.73	782	27.49
16.	Anna Maine	(00)	Woking	56.95	J + 0.99	764	27.37
17.	Gulsum Onal	(98)	West Lothian	56.99	T + 0.94	762	26.84
18.	Elizabeth Harris	(00)	Stockport Mo	57.04	J + 0.98	760	27.53
19.	Athena Clayson	(01)	Mt Kelly	57.13	J + 0.82	757	27.42
20.	Beth Aitchison	(97)	Loughboro Un	57.23	T + 0.68	753	27.53
21.	Freya Rayner	(98)	Co Sund'land	57.34	T + 0.69	748	26.93
22.	Maya Westlake	(97)	Co Sheffield	57.37	T + 0.68	747	27.63
23.	Alicia Wilson	(00)	Guildford Ct	57.39	J + 0.67	746	27.53
24.	Rebecca Sherwin	(00)	teamipswich	57.47	J + 0.82	743	27.82
25.	Amy Grant	(99)	Co Derby	57.48	+ 0.69	743	28.03
26.	Anna Fleming	(00)	Co Glasgow	57.54	J + 0.67	741	27.64
27.	Rebecca Guy	(92)	Utd Bristol	57.58	+ 0.80	739	27.97
28.	Maisie Macartney	(01)	Thanet Swim	57.75	J + 0.91	733	27.93
29.	Jemima Hall	(01)	Hillingdon	57.84	J + 0.64	729	27.85
30.	Nikki Miller	(00)	Eastkilbride	57.97	+ 0.72	724	28.16
31.	Alicia Dingle	(02)	Royal Wolv	58.00	+ 0.69	723	27.79
31.	Emily Large	(01)	Newcastle	58.00	+ 0.67	723	27.93
33.	Kaylee Dekker	(02)	Mt Kelly	58.13	+ 0.77	718	28.53
34.	Laura McNab	(01)	Team Bath AS	58.16	+ 0.72	717	28.14
35.	Brodie Judge	(01)	Ealing	58.17	+ 0.67	717	27.94
36.	Madeleine Crompton	(00)	Stockport Mo	58.29	+ 0.73	712	28.19
37.	Katy Smith	(00)	Warrender Ba	58.30	+ 0.79	712	28.19
38.	Georgina Dennis	(02)	Mt Kelly	58.32	+ 0.74	711	28.29
38.	Jane Brown	(00)	Newcastle	58.32	+ 0.72	711	27.99
38.	Hannah Featherstone	(99)	Sedgefield	58.32	+ 0.75	711	27.71
41.	Katie Laybourn	(01)	Hartlepool	58.34	+ 0.76	710	27.86
42.	Sophie Smith	(01)	St Thomas	58.35	+ 0.69	710	28.06
43.	Emma Harvey	(01)	Millfield	58.37	+ 0.80	709	27.98
44.	Emilia Sansome	(01)	Wycombe Dist	58.49	+ 0.72	705	28.36
45.	Katie Robertson	(01)	Sth Ayrshire	58.60	+ 0.78	701	28.48
46.	Anna Smail	(02)	Ellesmere Co	58.64	+ 0.67	700	28.78
47.	Tori Sopp	(00)	Wirral Metro	58.66	+ 0.70	699	28.20
48.	Jessica Podger	(01)	Co Bristol	58.77	+ 0.74	695	28.29
49.	Rosie Morgan	(03)	Aberdeen Per	58.88	+ 0.72	691	28.60
50.	Elena Morgan	(02)	Nofio Clwyd	59.00	+ 0.76	687	28.67
51.	Roisin Ramsay	(01)	Warrender Ba	59.11	+ 0.82	683	29.03
52.	Emma Whittingham	(00)	Southport	59.27	+ 0.72	678	28.60
53.	Bethany Hunt	(00)	Reading	59.37	+ 0.77	674	28.27
54.	Rachel Wellings	(00)	Co Peterboro	59.53	+ 0.68	669	28.51
55.	Bethany Walker	(00)	Co Lincoln P	59.94	+ 0.63	655	27.98
56.	Lily Snell	(00)	Sevenoaks	1:00.23	+ 0.94	646	28.41
57.	Phoebe Griffiths	(00)	Ellesmere Co	1:00.41	+ 0.80	640	29.36
58.	Rebecca Sutton	(01)	Bridgend Cty	1:00.51	+ 0.67	637	29.20
59.	Imogen Meers	(02)	Bromley	1:00.61	+ 0.95	634	28.74
	Ciara Schlosshan	(01)	Co Leeds	DNC			

Funding Partner

Official Partner

Official Suppliers

Endorsed Product

Host City and Venue



Marketing Sheffield



## Day 4 21 April 2017 Heat Results

### ***EVENT 403 Mens Open 100m Butterfly***

#### **Open Age Group - Full Results**

Place	Name	YoB	Club	Time	R.T.	FINA Pt	50
1.	James Guy	(95)	Bath Univ	52.81	A + 0.67	839	24.78
2.	Adam Barrett	(92)	Loughboro Un	53.00	A + 0.69	830	24.52
3.	Sean Campsie	(94)	Co Glasgow	53.49	A + 0.81	807	25.11
4.	Sam Horrocks	(94)	Co Manch Aq	53.67	A + 0.64	799	24.94
5.	Duncan Scott	(97)	UniOfStirl	53.78	A + 0.75	794	25.22
5.	Cameron Brodie	(92)	UniOfStirl	53.78	A + 0.76	794	25.28
7.	Kevin Wallbank	(96)	Loughboro Un	54.26	A + 0.62	774	25.23
8.	Calum Jarvis	(92)	Bath Univ	54.53	A + 0.73	762	25.63
9.	Cameron Brooks-Clarke	(99)	Co Sheffield	54.56	RJ + 0.70	761	25.76
10.	Dominic Wooldridge	(95)	Exeter City	54.61	R + 0.84	759	25.77
11.	Matthew Domville	(97)	Warrington W	54.73	T + 0.97	754	25.81
12.	Adam Taylor	(96)	Co Sund'land	54.74	T + 0.71	753	25.10
13.	Jacob Peters	(00)	Poole	55.05	J + 0.64	741	25.42
14.	Michael Gunning	(94)	London Aquat	55.14	+ 0.82	737	25.85
15.	Mason Wilby	(99)	Loughboro Un	55.21	J + 0.69	734	26.26
16.	Reece Dunn	(95)	Plymouth Lea	55.30	+ 0.66	731	25.80
17.	Thomas Sinclair	(98)	Bath Univ	55.31	T + 0.67	730	25.70
18.	Sam Dailley	(01)	Plymouth Lea	55.49	J + 0.64	723	25.72
19.	Leon Berchie	(97)	Hillingdon	55.55	T + 0.68	721	25.98
20.	Max McCusker	(99)	Millfield	55.59	J + 0.75	719	25.89
21.	Thomas Beeley	(99)	Aberdeen Per	55.77	J + 0.58	712	26.15
22.	William Cole	(99)	Co Bristol	55.78	J + 0.69	712	25.71
23.	Thomas Downs	(99)	Exeter City	55.95	J + 0.70	706	26.28
24.	James Wilks	(99)	Leatherhead	56.34	+ 0.77	691	26.70
25.	Lewis Fraser	(00)	Swansea Aq	56.35	+ 0.62	691	25.83
26.	Ryan Brown	(98)	Co Glasgow	56.40	T + 0.74	689	26.45
27.	Archie Goodburn	(01)	Warrender Ba	56.42	+ 0.62	688	26.52
28.	Jamie Ingram	(98)	Derventio	56.43	T + 0.80	688	26.03
29.	James McFadzen	(99)	Wycombe Dist	56.46	+ 0.70	687	26.23
30.	Rory Huggins	(99)	Havant & Wat	56.53	+ 0.78	684	26.25
31.	Kyle Chisholm	(97)	Bo Kirklees	56.59	T + 0.67	682	26.36
32.	Joshua Reasbeck	(99)	Donc Dartes	56.66	+ 0.70	679	26.66
33.	James Watson	(00)	Plymouth Lea	56.75	+ 0.73	676	26.07
34.	Max Jameson	(00)	Thanet Swim	57.00	+ 0.68	667	26.77
35.	Lewis Kerrod	(00)	Co Leicester	57.13	+ 0.62	663	26.13
36.	Murray Coueslant	(99)	Aberdeen Per	57.20	+ 0.72	660	26.66
37.	Marc Elrick	(99)	F.I.R.S.T.	57.32	+ 0.75	656	26.70
38.	Benjamin Staig	(99)	Mt Kelly	57.35	+ 0.77	655	27.00
39.	Iestyn Cole	(99)	Plymouth Lea	57.36	+ 0.69	655	26.57
40.	Ben Hooper	(00)	Bo Of Harrow	57.41	+ 0.78	653	27.02
41.	Thomas Balfour	(00)	Bellshill	57.57	+ 0.93	648	26.74
42.	Alisdair Stout	(00)	Co Manch Aq	57.58	+ 0.70	647	26.97
43.	Henry Offin	(00)	Guildford Ct	57.67	+ 0.86	644	26.74
44.	Benjamin Garratt	(00)	Hatfield	57.76	+ 0.67	641	26.94
45.	Charlie Hutchison	(02)	Ellesmere Co	57.86	+ 0.68	638	27.16
46.	Euan Cowan	(00)	York City	57.98	+ 0.82	634	27.08
47.	Ryan Retson	(00)	F.I.R.S.T.	58.23	+ 0.69	626	26.93
48.	Dominic Scifo	(99)	teamipswich	58.24	+ 0.95	625	27.09
49.	Josh Kirlaw	(99)	Enfield Sq	58.27	+ 0.70	624	27.11
50.	Adam Metcalf	(01)	Ellesmere Co	58.38	+ 0.63	621	27.12

Funding Partner

Official Partner

Official Suppliers

Endorsed Product

Host City and Venue



Marketing Sheffield



## Day 4 21 April 2017 Heat Results

### EVENT 404 Womens Open 200m Backstroke

#### Open Age Group - Full Results

Place	Name	YoB	Club	Time	R.T.	FINA Pt	50	100	150
1.	Charlotte Evans	(97)	Loughboro Un	2:12.26	A + 0.81	825	30.89	1:03.95	1:37.81
2.	Jessica Fullalove	(96)	Bath Univ	2:12.31	A + 0.67	824	30.61	1:03.51	1:37.83
3.	Chloe Golding	(98)	Co Manch Aq	2:13.18	A + 0.64	808	31.37	1:05.31	1:39.32
4.	Kirsty Simpson	(96)	Aberdeen Per	2:13.38	A + 0.64	804	31.16	1:04.90	1:38.98
5.	Rosie Rudin	(98)	Co Sheffield	2:13.45	A + 0.81	803	30.78	1:03.55	1:37.53
6.	Candice Hall	(97)	Loughboro Un	2:13.68	A + 0.70	799	31.29	1:05.43	1:39.22
7.	Kathleen Dawson	(97)	UniOfStirl	2:13.89	A + 0.67	795	32.76	1:06.74	1:40.98
8.	Courteney Price	(98)	Nova Cent'n	2:14.35	A + 0.64	787	31.30	1:05.39	1:39.77
9.	Ellinor Southward	(01)	Ellesmere Co	2:14.84	RJ + 0.82	778	31.66	1:05.89	1:39.90
10.	Georgia-Mae Hohmann	(94)	Co Cardiff	2:14.92	R + 0.64	777	31.62	1:05.47	1:40.02
11.	Natasha Hofton	(95)	UniOfStirl	2:15.11	+ 0.84	774	31.48	1:04.70	1:39.57
12.	Alexandra Waller	(01)	Heart Of Mid	2:15.33	J + 0.57	770	31.21	1:05.20	1:40.28
13.	Daisy Platts	(00)	Co Leicester	2:15.58	J + 0.70	766	31.48	1:05.47	1:40.65
14.	Anna Maine	(00)	Woking	2:15.70	J + 0.70	764	31.81	1:05.92	1:40.84
15.	Anna Newlands	(98)	Edinburgh Un	2:15.90	T + 0.57	760	32.05	1:06.36	1:41.15
16.	Eleanor Baldwin	(99)	Co Derby	2:16.21	T + 0.67	755	31.90	1:05.71	1:40.55
17.	Isobel Jones	(97)	Co Milton K	2:16.48	T + 0.82	751	31.96	1:06.22	1:41.45
18.	Lily Boseley	(01)	Co Sheffield	2:16.49	J + 0.64	750	31.92	1:06.36	1:41.62
19.	Tazmin Pugh	(00)	Ellesmere Co	2:16.90	J + 0.67	744	31.77	1:06.76	1:42.10
20.	Georgia Darwent	(98)	Newcastle	2:17.25	T + 0.64	738	32.27	1:06.73	1:42.22
21.	Cassie Wild	(00)	Ellesmere Co	2:17.31	J + 0.82	737	31.10	1:05.21	1:41.01
22.	Sophie Hobbah	(01)	Co Leeds	2:17.33	J + 0.82	737	32.15	1:06.70	1:42.11
23.	Rachel Wellings	(00)	Co Peterboro	2:17.80	+ 0.81	729	32.24	1:06.97	1:42.28
24.	Megan Briggs	(97)	UniOfStirl	2:18.00	T + 0.75	726	32.42	1:06.46	1:41.80
25.	Daisy Anderson	(01)	Thanet Swim	2:18.09	+ 0.70	725	31.80	1:06.25	1:42.32
26.	Hannah Featherstone	(99)	Sedgefield	2:18.10	T + 0.64	724	32.56	1:07.17	1:42.59
27.	Mia Slevin	(03)	Derventio	2:18.31	+ 0.64	721	32.26	1:07.55	1:43.47
28.	Emilia Sansome	(01)	Wycombe Dist	2:18.54	+ 0.64	718	32.48	1:07.88	1:43.56
29.	Isabel Jones	(00)	Millfield	2:18.78	+ 0.70	714	32.25	1:07.49	1:42.70
30.	Tia Ward	(03)	Co Leeds	2:19.10	+ 0.75	709	32.58	1:06.74	1:42.39
31.	Sophia Wilson	(01)	Millfield	2:19.11	+ 0.81	709	31.56	1:06.48	1:43.02
32.	Anna Marley	(01)	Harrogate	2:19.31	+ 0.67	706	31.90	1:06.97	1:43.06
33.	Katelyn Bergin	(01)	Stockport Mo	2:19.50	+ 0.84	703	32.39	1:06.76	1:42.70
34.	Madeleine Dyer	(01)	Co Sheffield	2:19.58	+ 0.81	702	32.37	1:07.07	1:43.27
35.	Caitlin Hubbard	(01)	Co Birm'ham	2:19.78	+ 0.75	699	32.41	1:07.84	1:44.05
36.	Jane Brown	(00)	Newcastle	2:19.85	+ 0.64	698	32.56	1:07.79	1:43.84
37.	Emma Claire Scully	(01)	Co Glasgow	2:20.09	+ 0.82	694	32.96	1:08.14	1:44.20
38.	Ceara Barber	(02)	Hillingdon	2:20.29	+ 0.82	691	32.62	1:07.80	1:43.58
38.	Shauntelle Austin	(97)	Bath Univ	2:20.29	T + 0.70	691	32.17	1:07.29	1:44.50
40.	Rachel Anderson	(02)	Millfield	2:20.60	+ 0.75	686	32.87	1:08.27	1:44.17
41.	Holly Shepherd	(98)	Royal Wolv	2:20.87	T + 0.84	683	32.49	1:07.47	1:44.07
42.	Honey Osrin	(03)	Plymouth Lea	2:21.09	+ 0.64	679	31.93	1:08.13	1:44.79
43.	Niamh Page	(02)	Newcastle	2:21.10	+ 0.84	679	33.07	1:08.39	1:44.63
44.	Kathryn Henderson	(00)	Nova Cent'n	2:21.36	+ 0.82	675	32.88	1:08.52	1:45.46
45.	Harriet Perfect	(00)	Millfield	2:21.47	+ 0.84	674	32.59	1:07.81	1:45.08
46.	Rebecca Sutton	(01)	Bridgend Cty	2:21.54	+ 0.75	673	32.20	1:07.37	1:44.41
47.	Tegan Drew	(00)	Plymouth Lea	2:22.16	+ 0.67	664	33.37	1:08.99	1:45.82
48.	C Fletcher-Stables	(02)	Northampton	2:22.29	+ 0.75	662	32.83	1:08.69	1:45.52
49.	Medi Harris	(02)	Swim Gwynedd	2:22.60	+ 0.70	658	33.25	1:08.91	1:45.70
50.	Emma Rowson	(00)	Stockport Mo	2:22.81	+ 0.64	655	32.94	1:08.33	1:45.75
51.	Madelaine Hardingham	(03)	Newcastle	2:23.01	+ 0.67	652	34.24	1:09.90	1:46.50
52.	Ellis Shiels	(02)	Milngavie &B	2:23.96	+ 0.64	639	33.02	1:08.98	1:46.69
53.	Eleanor Mitchell	(00)	London Aquat	2:24.95	+ 0.81	626	34.12	1:09.92	1:47.21
	Ekatrina Avramova	(91)	Ealing	DNC					

Funding Partner

Official Partner

Official Suppliers

Endorsed Product

Host City and Venue



Marketing Sheffield



## Day 4 21 April 2017 Final Results

### **EVENT 451 FINAL OF EVENT 404 Womens Junior 200m Backstroke**

Full Results

Place	Name	YoB	Club	Time	R.T.	FINA Pt	50	100	150
1.	Alexandra Waller	(01)	Heart Of Mid	2:12.55		819	31.58	1:05.19	1:39.24
2.	Lily Boseley	(01)	Co Sheffield	2:13.46		803	31.13	1:04.78	1:39.04
3.	Anna Maine	(00)	Woking	2:14.08		792	31.57	1:05.27	1:40.18
4.	Ellinor Southward	(01)	Ellesmere Co	2:14.32		787	31.59	1:05.92	1:40.27
5.	Cassie Wild	(00)	Ellesmere Co	2:15.76		763	31.29	1:05.61	1:41.03
6.	Sophie Hobbah	(01)	Co Leeds	2:17.36		736	31.65	1:06.07	1:41.58
7.	Daisy Platts	(00)	Co Leicester	2:18.58		717	31.41	1:05.97	1:41.35

### **EVENT 452 FINAL OF EVENT 404 Womens Target Tokyo 200m Backstroke**

Full Results

Place	Name	YoB	Club	Time	R.T.	FINA Pt	50	100	150
1.	Isobel Jones	(97)	Co Milton K	2:14.99		776	31.73	1:05.84	1:40.25
2.	Anna Newlands	(98)	Edinburgh Un	2:15.50		767	31.77	1:05.83	1:40.28
3.	Eleanor Baldwin	(99)	Co Derby	2:16.00		759	32.01	1:06.18	1:41.29
4.	Georgia Darwent	(98)	Newcastle	2:17.12		740	32.15	1:06.60	1:42.10
5.	Hannah Featherstone	(99)	Sedgefield	2:17.72		730	32.16	1:06.51	1:42.28
6.	Megan Briggs	(97)	UniOfStirl	2:18.47		719	32.25	1:07.35	1:42.59
7.	Shauntelle Austin	(97)	Bath Univ	2:20.64		686	32.38	1:08.29	1:44.24
8.	Holly Shepherd	(98)	Royal Wolv	2:20.66		686	32.36	1:07.24	1:43.76

### **EVENT 453 FINAL OF EVENT 404 Womens Open 200m Backstroke**

Full Results

Place	Name	YoB	Club	Time	R.T.	FINA Pt	50	100	150
1.	Rosie Rudin	(98)	Co Sheffield	2:09.55		878	30.89	1:03.75	1:36.53
2.	Jessica Fullalove	(96)	Bath Univ	2:10.05		868	30.50	1:03.05	1:36.30
3.	Charlotte Evans	(97)	Loughboro Un	2:10.35		862	30.49	1:02.71	1:36.69
4.	Kathleen Dawson	(97)	UniOfStirl	2:10.89		851	30.90	1:03.79	1:37.14
5.	Chloe Golding	(98)	Co Manch Aq	2:13.12		809	31.28	1:05.03	1:39.27
6.	Candice Hall	(97)	Loughboro Un	2:13.50		802	31.04	1:04.60	1:38.68
7.	Courteney Price	(98)	Nova Cent'n	2:14.55		783	31.57	1:05.19	1:40.12
8.	Kirsty Simpson	(96)	Aberdeen Per	2:16.35		753	30.93	1:04.71	1:40.20

### **EVENT 451 FINAL OF EVENT 404 Womens Junior 200m Backstroke Modified**

Full Results

Place	Name	YoB	Club	Time	R.T.	FINA Pt	50	100	150
1.	Alexandra Waller	(01)	Heart Of Mid	2:12.55		819	31.58	1:05.19	1:39.24
2.	Lily Boseley	(01)	Co Sheffield	2:13.46		803	31.13	1:04.78	1:39.04
3.	Anna Maine	(00)	Woking	2:14.08		792	31.57	1:05.27	1:40.18
4.	Ellinor Southward	(01)	Ellesmere Co	2:14.32		787	31.59	1:05.92	1:40.27
5.	Cassie Wild	(00)	Ellesmere Co	2:15.76		763	31.29	1:05.61	1:41.03
6.	Sophie Hobbah	(01)	Co Leeds	2:17.36		736	31.65	1:06.07	1:41.58
7.	Daisy Platts	(00)	Co Leicester	2:17.57		733	31.41	1:05.97	1:41.35

Funding Partner

Official Partner

Official Suppliers

Endorsed Product

Host City and Venue



Marketing Sheffield



## Day 4 21 April 2017 Final Results

### ***EVENT 454 FINAL OF EVENT 403 Mens Junior 100m Butterfly***

Full Results

Place	Name	YoB	Club	Time	R.T.	FINA Pt	50
1.	Cameron Brooks-Clarke	(99)	Co Sheffield	53.67	+ 0.64	799	25.19
2.	Mason Wilby	(99)	Loughboro Un	54.58	+ 0.69	760	25.40
3.	Thomas Beeley	(99)	Aberdeen Per	54.94	+ 0.59	745	26.20
4.	Jacob Peters	(00)	Poole	55.07	+ 0.73	740	25.46
5.	Sam Dailley	(01)	Plymouth Lea	55.28	+ 0.91	731	25.51
6.	William Cole	(99)	Co Bristol	55.57	+ 0.65	720	25.92
7.	Max McCusker	(99)	Millfield	55.61		719	25.60
8.	Thomas Downs	(99)	Exeter City	56.21	+ 0.65	696	26.30

### ***EVENT 455 FINAL OF EVENT 403 Mens Target Tokyo 100m Butterfly***

Full Results

Place	Name	YoB	Club	Time	R.T.	FINA Pt	50
1.	Adam Taylor	(96)	Co Sund'land	53.62	+ 0.85	802	25.05
2.	Matthew Domville	(97)	Warrington W	54.07	+ 0.68	782	25.50
3.	Thomas Sinclair	(98)	Bath Univ	55.03	+ 0.66	742	25.58
4.	Leon Berchie	(97)	Hillingdon	55.92	+ 0.78	707	25.66
5.	Ryan Brown	(98)	Co Glasgow	55.97	+ 0.76	705	26.23
6.	Kyle Chisholm	(97)	Bo Kirklees	56.03	+ 0.62	702	26.24
7.	Jamie Ingram	(98)	Derventio	56.07	+ 0.76	701	25.72

### ***EVENT 456 FINAL OF EVENT 403 Mens Open 100m Butterfly***

Full Results

Place	Name	YoB	Club	Time	R.T.	FINA Pt	50
1.	James Guy	(95)	Bath Univ	51.52	+ 0.65	904	24.28
2.	Adam Barrett	(92)	Loughboro Un	52.13	+ 0.78	872	24.50
3.	Duncan Scott	(97)	UniOfStirl	52.91	+ 0.70	834	24.96
4.	Calum Jarvis	(92)	Bath Univ	53.21	+ 0.73	820	25.02
5.	Sean Campsie	(94)	Co Glasgow	53.36	+ 0.69	813	24.76
6.	Cameron Brodie	(92)	UniOfStirl	53.83	+ 0.81	792	25.21
7.	Sam Horrocks	(94)	Co Manch Aq	54.17	+ 0.92	777	24.99
8.	Kevin Wallbank	(96)	Loughboro Un	54.23	+ 0.64	775	25.07

Funding Partner



Official Partner



Official Suppliers



Endorsed Product



Host City and Venue

Marketing Sheffield



## Day 4 21 April 2017 Final Results

### ***EVENT 457 FINAL OF EVENT 402 Womens Junior 100m Freestyle***

Full Results

Place	Name	YoB	Club	Time	R.T.	FINA Pt	50
1.	Anna Maine	(00)	Woking	56.67	+ 0.69	775	27.41
2.	Alicia Wilson	(00)	Guildford Ct	56.70	+ 0.97	774	27.42
3.	Elizabeth Harris	(00)	Stockport Mo	56.75	+ 0.78	772	27.44
4.	Anna Fleming	(00)	Co Glasgow	57.17	+ 0.74	755	27.74
5.	Athena Clayson	(01)	Mt Kelly	57.21	+ 0.77	753	27.54
6.	Rebecca Sherwin	(00)	teamipswich	57.49	+ 0.78	742	27.55
7.	Jemima Hall	(01)	Hillingdon	57.95	+ 0.70	725	27.92
8.	Maisie Macartney	(01)	Thanet Swim	58.00	+ 0.68	723	28.04

### ***EVENT 458 FINAL OF EVENT 402 Womens Target Tokyo 100m Freestyle***

Full Results

Place	Name	YoB	Club	Time	R.T.	FINA Pt	50
1.	Gulsum Onal	(98)	West Lothian	55.82	+ 0.67	811	26.78
2.	Harriet Cooper	(97)	Loughboro Un	56.06	+ 0.71	801	26.85
3.	Katherine Stark	(98)	Aberdeen Per	56.13	+ 0.99	798	27.13
4.	Emily Crane	(98)	Loughboro Un	56.17	+ 0.73	796	26.98
5.	Georgia Coates	(99)	Co Leeds	56.46	+ 0.73	784	27.64
6.	Maya Westlake	(97)	Co Sheffield	56.51	+ 0.67	782	27.56
7.	Beth Aitchison	(97)	Loughboro Un	56.56	+ 0.73	780	27.56
8.	Freya Rayner	(98)	Co Sund'land	56.98	+ 0.70	763	27.03

### ***EVENT 459 FINAL OF EVENT 402 Womens Open 100m Freestyle***

Full Results

Place	Name	YoB	Club	Time	R.T.	FINA Pt	50
1.	Freya Anderson	(01)	Ellesmere Co	54.35GBRAG	+ 0.73	879	26.71
2.	Siobhan-Marie O'Connor	(95)	Bath Univ	54.37	+ 0.74	878	26.31
3.	Eleanor Faulkner	(93)	Co Sheffield	54.89	+ 0.73	853	26.75
4.	Anna Hopkin	(96)	Ealing	54.94	+ 0.97	851	26.34
5.	Lucy Hope	(97)	Edinburgh Un	55.20	+ 0.65	839	26.38
6.	Jessica Jackson	(97)	Plymouth Lea	55.43	+ 0.71	828	26.92
7.	Georgia Davies	(90)	Loughboro Un	55.64	+ 0.68	819	26.69
8.	Kathryn Greenslade	(98)	Edinburgh Un	55.71	+ 0.72	816	27.21

Funding Partner



Official Partner



Official Suppliers



Endorsed Product



Host City and Venue

Marketing Sheffield





Day 4 21 April 2017 Final Results

**EVENT 460 FINAL OF EVENT 401 Mens Junior 200m Breaststroke**

Full Results

Place	Name	YoB	Club	Time	R.T.	FINA Pt	50	100	150
1.	George Clough	(99)	Warrender Ba	2:15.96	+ 0.73	815	31.14	1:05.61	1:40.33
2.	<b>Callum Smart</b>	<b>(00)</b>	<b>Co Oxford</b>	<b>2:16.02GBRAG</b>	<b>+ 0.85</b>	<b>814</b>	<b>30.70</b>	<b>1:05.19</b>	<b>1:40.48</b>
3.	Thomas Dean	(00)	Maidenhead	2:17.74	+ 0.78	784	31.46	1:07.58	1:42.10
4.	Connor Bryan	(00)	Co Oxford	2:17.79	+ 0.69	783	31.10	1:07.06	1:41.80
5.	Nathan Hughes	(00)	Loughboro Un	2:19.21	+ 0.61	759	31.94	1:08.04	1:43.24
6.	Kyle Booth	(01)	Co Cardiff	2:20.93	+ 0.80	731	32.55	1:08.43	1:44.19
7.	Archie Goodburn	(01)	Warrender Ba	2:21.43	+ 0.63	724	32.32	1:08.06	1:44.33
8.	Sebastian Stewart	(00)	Sevenoaks	2:21.81	+ 0.72	718	31.41	1:06.99	1:43.95

**EVENT 461 FINAL OF EVENT 401 Mens Target Tokyo 200m Breaststroke**

Full Results

Place	Name	YoB	Club	Time	R.T.	FINA Pt	50	100	150
1.	Toby Mackay-Champion	(97)	Co Oxford	2:15.93	+ 0.72	815	30.82	1:05.46	1:40.59
2.	Joel O'Halleron	(96)	Derwentside	2:16.20	+ 0.86	810	30.62	1:05.73	1:41.48
3.	David Murphy	(98)	Co Oxford	2:16.30	+ 0.96	809	29.65	1:03.45	1:39.47
4.	Kieren Preston	(97)	Edinburgh Un	2:16.57	+ 0.70	804	30.16	1:04.52	1:39.29
5.	William Ritchie	(98)	Preston	2:18.35	+ 0.75	773	31.71	1:06.52	1:42.18
6.	James Lewis	(98)	Co Cardiff	2:18.67	+ 0.77	768	30.72	1:05.85	1:41.82
7.	Robert Lancaster	(97)	Loughboro Un	2:19.40	+ 0.76	756	31.23	1:06.66	1:42.76
8.	Adam Chillingworth	(97)	Plymouth Lea	2:19.51	+ 0.64	754	31.73	1:06.56	1:43.03

**EVENT 462 FINAL OF EVENT 401 Mens Open 200m Breaststroke**

Full Results

Place	Name	YoB	Club	Time	R.T.	FINA Pt	50	100	150
1.	Ross Murdoch	(94)	UniOfStirl	2:09.15	+ 0.63	951	29.71	1:02.25	1:35.19
2.	James Wilby	(93)	Loughboro Un	2:10.01	+ 0.77	932	29.42	1:02.58	1:36.52
3.	Andrew Willis	(90)	Bath Univ	2:10.52	+ 0.84	921	29.41	1:02.58	1:36.01
4.	Craig Benson	(94)	UniOfStirl	2:10.56	+ 0.66	920	29.74	1:03.39	1:36.12
5.	Calum Tait	(94)	Edinburgh Un	2:11.95	+ 0.95	891	29.75	1:03.11	1:36.93
6.	Edward Baxter	(98)	Loughboro Un	2:12.50	+ 0.68	880	29.93	1:03.56	1:37.26
7.	Charlie Attwood	(97)	Bath Univ	2:12.64	+ 0.73	877	29.23	1:02.82	1:37.17
8.	Luke Davies	(97)	Bath Univ	2:14.15	+ 0.67	848	30.31	1:04.12	1:38.77

Funding Partner

Official Partner

Official Suppliers

Endorsed Product

Host City and Venue



Marketing Sheffield



Day 5 22 April 2017 Heat Results

**EVENT 501 Womens Open 400m Freestyle**

**Open Age Group - Full Results**

Place	Name	YoB	Club	Time	R.T.	FINA Pt					
1.	Holly Hibbott	(99)	Stockport Mo	4:12.49	A + 0.88	841					
	50m 29.41	100m 1:01.40	150m 1:33.55	200m 2:05.64	250m 2:37.90	300m 3:09.44	350m 3:41.72	400m 4:12.49			
	29.41	31.99	32.15	32.09	32.26	31.54	32.28	30.77			
2.	Jazmin Carlin	(90)	Bath Univ	4:12.71	A + 0.74	839					
	50m 28.94	100m 59.97	150m 1:31.43	200m 2:03.34	250m 2:35.54	300m 3:08.14	350m 3:40.68	400m 4:12.71			
	28.94	31.03	31.46	31.91	32.20	32.60	32.54	32.03			
3.	Hannah Miley	(89)	Aberdeen Per	4:13.12	A + 0.70	835					
	50m 29.28	100m 1:01.24	150m 1:33.35	200m 2:05.68	250m 2:37.58	300m 3:09.74	350m 3:41.72	400m 4:13.12			
	29.28	31.96	32.11	32.33	31.90	32.16	31.98	31.40			
4.	Eleanor Faulkner	(93)	Co Sheffield	4:13.13	A + 0.87	835					
	50m 29.15	100m 1:01.19	150m 1:33.15	200m 2:05.68	250m 2:37.82	300m 3:10.11	350m 3:41.97	400m 4:13.13			
	29.15	32.04	31.96	32.53	32.14	32.29	31.86	31.16			
5.	Camilla Hattersley	(95)	Co Glasgow	4:14.90	A + 0.82	817					
	50m 29.13	100m 1:00.71	150m 1:32.57	200m 2:04.93	250m 2:37.24	300m 3:09.97	350m 3:42.69	400m 4:14.90			
	29.13	31.58	31.86	32.36	32.31	32.73	32.72	32.21			
6.	Kathryn Greenslade	(98)	Edinburgh Un	4:15.64	A + 0.76	810					
	50m 29.14	100m 1:01.20	150m 1:32.95	200m 2:05.71	250m 2:37.93	300m 3:11.00	350m 3:43.37	400m 4:15.64			
	29.14	32.06	31.75	32.76	32.22	33.07	32.37	32.27			
7.	Abbie Houston	(95)	Co Sheffield	4:16.90	A + 0.99	798					
	50m 29.43	100m 1:01.45	150m 1:33.83	200m 2:06.58	250m 2:39.02	300m 3:11.73	350m 3:44.47	400m 4:16.90			
	29.43	32.02	32.38	32.75	32.44	32.71	32.74	32.43			
8.	Monique Olivier	(98)	Edinburgh Un	4:17.01	+ 0.71	797					
	50m 29.32	100m 1:01.40	150m 1:33.87	200m 2:06.53	250m 2:39.33	300m 3:12.13	350m 3:44.88	400m 4:17.01			
	29.32	32.08	32.47	32.66	32.80	32.80	32.75	32.13			
9.	Alice Dearing	(97)	Loughboro Un	4:17.65	A + 0.97	791					
	50m 29.95	100m 1:01.98	150m 1:34.60	200m 2:07.57	250m 2:40.14	300m 3:13.19	350m 3:45.63	400m 4:17.65			
	29.95	32.03	32.62	32.97	32.57	33.05	32.44	32.02			
10.	Nikki Miller	(00)	Eastkilbride	4:18.25	RJ + 0.70	786					
	50m 29.56	100m 1:01.49	150m 1:34.16	200m 2:06.73	250m 2:39.43	300m 3:12.54	350m 3:45.71	400m 4:18.25			
	29.56	31.93	32.67	32.57	32.70	33.11	33.17	32.54			
11.	Isobel Grant	(98)	Co Sheffield	4:18.32	RT + 0.83	785					
	50m 29.49	100m 1:01.57	150m 1:34.18	200m 2:07.18	250m 2:40.20	300m 3:13.36	350m 3:46.55	400m 4:18.32			
	29.49	32.08	32.61	33.00	33.02	33.16	33.19	31.77			
12.	Isobel Griffiths	(99)	Co Birm'ham	4:18.64	T + 0.72	782					
	50m 30.09	100m 1:02.10	150m 1:34.82	200m 2:07.78	250m 2:40.68	300m 3:13.72	350m 3:46.55	400m 4:18.64			
	30.09	32.01	32.72	32.96	32.90	33.04	32.83	32.09			
13.	Georgia Darwent	(98)	Newcastle	4:18.67	T + 0.78	782					
	50m 30.37	100m 1:02.50	150m 1:35.11	200m 2:07.86	250m 2:40.43	300m 3:13.45	350m 3:46.63	400m 4:18.67			
	30.37	32.13	32.61	32.75	32.57	33.02	33.18	32.04			
14.	Mollie Wright	(98)	Nova Cent'n	4:20.57	T + 0.77	765					
	50m 29.71	100m 1:01.93	150m 1:34.80	200m 2:07.81	250m 2:40.79	300m 3:14.25	350m 3:47.49	400m 4:20.57			
	29.71	32.22	32.87	33.01	32.98	33.46	33.24	33.08			
15.	Leah Crisp	(01)	Co Leeds	4:20.60	J + 0.74	765					
	50m 30.16	100m 1:02.58	150m 1:35.35	200m 2:08.71	250m 2:41.83	300m 3:15.51	350m 3:48.39	400m 4:20.60			
	30.16	32.42	32.77	33.36	33.12	33.68	32.88	32.21			
16.	Sophie Smith	(01)	St Thomas	4:21.47	J + 0.67	757					
	50m 29.25	100m 1:02.23	150m 1:35.77	200m 2:09.52	250m 2:42.67	300m 3:16.34	350m 3:49.45	400m 4:21.47			
	29.25	32.98	33.54	33.75	33.15	33.67	33.11	32.02			
17.	Michaela Glenister	(02)	Co Leicester	4:22.74	J + 0.77	746					
	50m 29.71	100m 1:02.13	150m 1:35.83	200m 2:09.60	250m 2:43.33	300m 3:16.95	350m 3:50.09	400m 4:22.74			
	29.71	32.42	33.70	33.77	33.73	33.62	33.14	32.65			
17.	Maya Westlake	(97)	Co Sheffield	4:22.74	T + 0.69	746					
	50m 29.92	100m 1:01.80	150m 1:34.38	200m 2:07.46	250m 2:40.75	300m 3:14.52	350m 3:48.59	400m 4:22.74			
	29.92	31.88	32.58	33.08	33.29	33.77	34.07	34.15			
19.	Rachel Anderson	(02)	Millfield	4:23.28	J + 0.74	742					
	50m 30.87	100m 1:03.71	150m 1:37.10	200m 2:10.57	250m 2:43.02	300m 3:15.95	350m 3:49.87	400m 4:23.28			
	30.87	32.84	33.39	33.47	32.45	32.93	33.92	33.41			
20.	Elizabeth Harris	(00)	Stockport Mo	4:23.41	J + 0.72	741					
	50m 29.72	100m 1:02.55	150m 1:36.33	200m 2:09.89	250m 2:43.28	300m 3:16.94	350m 3:50.76	400m 4:23.41			
	29.72	32.83	33.78	33.56	33.39	33.66	33.82	32.65			
21.	Jessica Podger	(01)	Co Bristol	4:23.83	J + 0.76	737					
	50m 29.30	100m 1:01.54	150m 1:34.54	200m 2:08.70	250m 2:42.40	300m 3:16.56	350m 3:50.56	400m 4:23.83			
	29.30	32.24	33.00	34.16	33.70	34.16	34.00	33.27			
22.	Alisha Hawkins	(01)	Stockport Mo	4:23.90	J + 0.93	736					
	50m 30.59	100m 1:04.14	150m 1:37.63	200m 2:10.96	250m 2:44.34	300m 3:17.89	350m 3:51.37	400m 4:23.90			
	30.59	33.55	33.49	33.33	33.38	33.55	33.48	32.53			
23.	Maisie Macartney	(01)	Thanet Swim	4:24.03	+ 0.69	735					
	50m 30.37	100m 1:03.00	150m 1:36.57	200m 2:09.89	250m 2:43.66	300m 3:17.58	350m 3:51.51	400m 4:24.03			
	30.37	32.63	33.57	33.32	33.77	33.92	33.93	32.52			
24.	Emilia Sansome	(01)	Wycombe Dist	4:24.11	+ 0.78	735					
	50m 29.86	100m 1:02.43	150m 1:35.95	200m 2:09.82	250m 2:43.57	300m 3:17.48	350m 3:51.12	400m 4:24.11			
	29.86	32.57	33.52	33.87	33.75	33.91	33.64	32.99			

Day 5 22 April 2017 Heat Results

***EVENT 501 Womens Open 400m Freestyle***

25. Anna Smail	(02) Ellesmere Co	4:25.28	+ 0.67	725					
50m 29.99	100m 1:03.04	150m 1:37.14	200m 2:11.36	250m 2:45.00	300m 3:18.94	350m 3:52.99	400m 4:25.28		
29.99	33.05	34.10	34.22	33.64	33.94	34.05	32.29		
26. Roisin Ramsay	(01) Warrender Ba	4:25.56	+ 0.79	723					
50m 30.11	100m 1:02.91	150m 1:36.72	200m 2:10.88	250m 2:44.63	300m 3:18.86	350m 3:52.60	400m 4:25.56		
30.11	32.80	33.81	34.16	33.75	34.23	33.74	32.96		
27. Iona Macleod	(03) Dun City Aqu	4:25.71	+ 0.87	721					
50m 29.78	100m 1:02.41	150m 1:36.15	200m 2:10.14	250m 2:44.32	300m 3:18.54	350m 3:52.58	400m 4:25.71		
29.78	32.63	33.74	33.99	34.18	34.22	34.04	33.13		
28. Chloe Plater	(00) Mt Kelly	4:25.86	+ 0.84	720					
50m 30.00	100m 1:02.65	150m 1:36.08	200m 2:10.09	250m 2:44.08	300m 3:18.49	350m 3:52.44	400m 4:25.86		
30.00	32.65	33.43	34.01	33.99	34.41	33.95	33.42		
29. Phoebe Griffiths	(00) Ellesmere Co	4:26.01	+ 0.75	719					
50m 30.54	100m 1:03.25	150m 1:37.24	200m 2:10.92	250m 2:45.15	300m 3:19.08	350m 3:52.89	400m 4:26.01		
30.54	32.71	33.99	33.68	34.23	33.93	33.81	33.12		
30. Tori Sopp	(00) Wirral Metro	4:26.82	+ 0.75	713					
50m 29.77	100m 1:02.70	150m 1:36.27	200m 2:10.08	250m 2:43.87	300m 3:18.54	350m 3:52.68	400m 4:26.82		
29.77	32.93	33.57	33.81	33.79	34.67	34.14	34.14		
31. Sian Martin	(00) Newcastle	4:27.56	+ 0.82	707					
50m 29.64	100m 1:02.20	150m 1:36.00	200m 2:10.55	250m 2:44.57	300m 3:19.45	350m 3:53.88	400m 4:27.56		
29.64	32.56	33.80	34.55	34.02	34.88	34.43	33.68		
32. Hannah Sloan	(00) Co Cardiff	4:27.78	+ 0.87	705					
50m 30.68	100m 1:03.48	150m 1:37.24	200m 2:11.79	250m 2:45.68	300m 3:19.93	350m 3:54.26	400m 4:27.78		
30.68	32.80	33.76	34.55	33.89	34.25	34.33	33.52		
33. Caitlin Mackay	(01) Wycombe Dist	4:27.96	+ 0.82	703					
50m 30.48	100m 1:03.64	150m 1:37.30	200m 2:11.18	250m 2:45.27	300m 3:19.77	350m 3:54.07	400m 4:27.96		
30.48	33.16	33.66	33.88	34.09	34.50	34.30	33.89		
34. Georgina Dennis	(02) Mt Kelly	4:28.41	+ 0.65	700					
50m 30.24	100m 1:03.12	150m 1:36.79	200m 2:11.09	250m 2:45.34	300m 3:20.26	350m 3:54.95	400m 4:28.41		
30.24	32.88	33.67	34.30	34.25	34.92	34.69	33.46		
35. Fleur Lewis	(03) Barnet Copt	4:28.74	+ 0.83	697					
50m 30.79	100m 1:04.40	150m 1:38.69	200m 2:12.75	250m 2:46.46	300m 3:20.58	350m 3:55.26	400m 4:28.74		
30.79	33.61	34.29	34.06	33.71	34.12	34.68	33.48		
36. Alicia Dingle	(02) Royal Wolv	4:29.19	+ 0.76	694					
50m 30.20	100m 1:02.96	150m 1:36.69	200m 2:11.17	250m 2:46.09	300m 3:20.83	350m 3:55.39	400m 4:29.19		
30.20	32.76	33.73	34.48	34.92	34.74	34.56	33.80		
37. Amber Keegan	(97) Co Sheffield	4:29.56	T + 0.82	691					
50m 30.32	100m 1:03.43	150m 1:37.24	200m 2:11.34	250m 2:45.89	300m 3:20.52	350m 3:55.46	400m 4:29.56		
30.32	33.11	33.81	34.10	34.55	34.63	34.94	34.10		
38. Megan Davies	(00) Barnet Copt	4:29.66	+ 0.95	690					
50m 30.99	100m 1:04.30	150m 1:38.46	200m 2:12.87	250m 2:46.80	300m 3:21.50	350m 3:56.09	400m 4:29.66		
30.99	33.31	34.16	34.41	33.93	34.70	34.59	33.57		
39. Molly Francis	(01) Mt Kelly	4:30.23	+ 0.75	686					
50m 30.08	100m 1:03.18	150m 1:36.83	200m 2:11.16	250m 2:44.94	300m 3:20.20	350m 3:55.57	400m 4:30.23		
30.08	33.10	33.65	34.33	33.78	35.26	35.37	34.66		
40. Lucy Ellis	(97) Co Sundland	4:30.49	T + 0.82	684					
50m 29.78	100m 1:02.18	150m 1:35.50	200m 2:09.85	250m 2:44.45	300m 3:19.61	350m 3:55.14	400m 4:30.49		
29.78	32.40	33.32	34.35	34.60	35.16	35.53	35.35		
41. Ellenor Rixon	(00) Guildford Ct	4:30.67	+ 0.82	683					
50m 30.51	100m 1:04.00	150m 1:37.84	200m 2:12.34	250m 2:46.68	300m 3:21.69	350m 3:56.35	400m 4:30.67		
30.51	33.49	33.84	34.50	34.34	35.01	34.66	34.32		
42. Eva Vicary	(00) Co Coventry	4:30.93	+ 0.70	681					
50m 29.60	100m 1:02.23	150m 1:35.57	200m 2:10.27	250m 2:45.23	300m 3:21.08	350m 3:56.09	400m 4:30.93		
29.60	32.63	33.34	34.70	34.96	35.85	35.01	34.84		
43. Chloe Lence	(01) Modernian	4:31.24	+ 0.67	678					
50m 30.59	100m 1:03.52	150m 1:37.73	200m 2:12.21	250m 2:47.28	300m 3:22.20	350m 3:57.34	400m 4:31.24		
30.59	32.93	34.21	34.48	35.07	34.92	35.14	33.90		
44. Megan Sheard	(01) Stockport Mo	4:31.26	+ 0.70	678					
50m 30.25	100m 1:03.28	150m 1:37.07	200m 2:11.53	250m 2:45.86	300m 3:21.35	350m 3:56.29	400m 4:31.26		
30.25	33.03	33.79	34.46	34.33	35.49	34.94	34.97		
45. Esther Halford	(00) Derventio	4:32.22	+ 0.78	671					
50m 30.55	100m 1:03.56	150m 1:37.89	200m 2:12.86	250m 2:47.74	300m 3:23.04	350m 3:57.92	400m 4:32.22		
30.55	33.01	34.33	34.97	34.88	35.30	34.88	34.30		
46. Lola Davison	(03) Newcastle	4:35.68	+ 0.77	646					
50m 30.73	100m 1:04.51	150m 1:39.33	200m 2:13.97	250m 2:49.14	300m 3:24.84	350m 4:00.85	400m 4:35.68		
30.73	33.78	34.82	34.64	35.17	35.70	36.01	34.83		
47. Sophie Negrine	(03) Ellesmere Co	4:41.13	+ 0.85	609					
50m 31.55	100m 1:05.92	150m 1:41.47	200m 2:17.61	250m 2:53.63	300m 3:29.62	350m 4:05.78	400m 4:41.13		
31.55	34.37	35.55	36.14	36.02	35.99	36.16	35.35		
Jemima Hall	(01) Hillingdon	DNC							
Alice Alcaras	(00) Aberdeen Per	DNC							
Emily Siebrecht	(97) Bath Univ	DNC							
Georgina Boyle	(98) Bath Univ	DQ							

Funding Partner

Official Partner

Official Suppliers

Endorsed Product

Host City and Venue



Marketing Sheffield



Day 5 22 April 2017 Heat Results

**EVENT 502 Mens Open 200m IM**

**Open Age Group - Full Results**

Place	Name	YoB	Club	Time	R.T.	FINA Pt	50	100	150
1.	Max Litchfield	(95)	Co Sheffield	2:00.04	A + 0.63	856	26.23	55.97	1:31.03
2.	Mark Szaraneck	(95)	Edinburgh Un	2:00.65	A + 0.66	843	25.76	56.14	1:31.06
3.	Daniel Wallace	(93)	UniOfStirl	2:01.08	A + 0.72	834	25.60	57.50	1:31.47
4.	Joe Litchfield	(98)	Co Sheffield	2:01.14	A + 0.73	833	25.90	56.29	1:32.58
5.	Jarvis Parkinson	(98)	London Aquat	2:01.20	A + 0.64	832	25.91	57.19	1:32.61
6.	Xavier Mohammed	(90)	Co Cardiff	2:01.36	A + 0.78	828	26.23	55.84	1:31.14
7.	Duncan Scott	(97)	UniOfStirl	2:01.71	A + 0.67	821	25.99	56.53	1:32.34
8.	Martyn Walton	(97)	UniOfStirl	2:02.59	A + 0.69	804	25.56	56.07	1:32.85
9.	James Brown	(97)	Loughboro Un	2:02.75	+ 0.73	801	26.16	57.38	1:33.34
10.	Fraser Minnican	(95)	Loughboro Un	2:03.53	R + 0.71	785	26.73	57.73	1:34.23
11.	Richard Nagy	(93)	Co Sheffield	2:04.21	+ 0.71	773	26.99	59.02	1:35.66
12.	James McFadzen	(99)	Wycombe Dist	2:04.49	RJ + 0.99	767	26.34	57.34	1:33.31
13.	Brodie Williams	(99)	Millfield	2:04.89	J + 0.99	760	27.13	57.35	1:34.88
14.	Jacob Greenow	(99)	TauntonDeane	2:04.95	J + 0.68	759	26.63	57.68	1:33.98
15.	Thomas Dean	(00)	Maidenhead	2:05.35	J + 0.73	752	27.05	59.53	1:35.14
16.	George Clough	(99)	Warrender Ba	2:05.90	J + 0.77	742	27.29	1:00.22	1:35.94
17.	Joseph Hulme	(99)	Bath Univ	2:06.58	T + 0.97	730	26.88	57.63	1:34.88
18.	Callum Lawrie	(98)	UniOfStirl	2:06.69	T + 0.71	728	27.04	1:00.57	1:37.11
19.	Dominic Polling	(97)	Brighton	2:06.75	T + 0.77	727	26.58	58.85	1:35.17
20.	John Britton	(95)	Ealing	2:06.95	+ 0.74	724	27.07	59.67	1:36.20
21.	Thomas Paine	(94)	Co Manch Aq	2:07.10	+ 0.64	721	26.91	59.51	1:36.70
22.	Sam Horrocks	(94)	Co Manch Aq	2:07.18	+ 0.64	720	25.63	56.88	1:35.46
23.	Joshua Thompson	(98)	Camforth	2:07.22	T + 0.80	719	26.74	1:00.37	1:36.32
24.	Ben Harrison	(00)	Mt Kelly	2:07.47	J + 0.81	715	27.84	1:00.37	1:36.77
25.	Luke Robins	(99)	Millfield	2:07.87	J + 0.64	708	27.93	1:00.54	1:38.77
26.	Charlie Hutchison	(02)	Ellesmere Co	2:07.91	J + 0.70	707	27.25	59.32	1:37.20
27.	Kieren Preston	(97)	Edinburgh Un	2:08.02	T + 0.78	706	27.46	1:00.37	1:36.60
28.	Brandon Nabarro	(97)	Putteridge	2:08.12	T + 0.84	704	27.21	1:00.68	1:37.71
29.	Ryan Retson	(00)	F.I.R.S.T.	2:08.43	+ 0.98	699	27.80	1:01.63	1:38.70
30.	James Watson	(00)	Plymouth Lea	2:08.48	+ 0.78	698	26.60	1:00.31	1:37.26
31.	Myles Stirk	(00)	Co Leeds	2:09.06	+ 0.66	689	27.16	1:00.25	1:38.49
32.	Jakob Goodman	(00)	Millfield	2:09.21	+ 0.75	686	27.33	1:00.54	1:39.31
33.	James Woodward	(00)	Potters Bar	2:10.08	+ 0.78	673	27.59	1:01.71	1:40.30
34.	Tony-Joe Trett Oliver	(99)	Mt Kelly	2:10.25	+ 0.84	670	27.78	1:00.52	1:39.60
35.	Jasper Lye	(99)	Co Bristol	2:10.33	+ 0.78	669	27.92	1:01.84	1:39.02
36.	Rubens King	(97)	Portsmouth N	2:10.37	T + 0.76	668	27.31	1:01.28	1:39.19
37.	Mason Wilby	(99)	Loughboro Un	2:10.39	+ 0.76	668	26.43	58.64	1:39.74
38.	William Foster	(00)	Co Derby	2:10.54	+ 0.76	666	28.03	1:02.71	1:40.98
39.	Matthew George	(00)	Co Salford	2:10.56	+ 0.71	665	27.23	59.29	1:39.77
40.	Joel Thompson	(01)	Shiverers	2:10.57	+ 0.76	665	27.62	1:00.88	1:38.89
41.	Rhys Rickard-Frost	(99)	Co Cardiff	2:10.75	+ 0.80	662	27.54	1:02.68	1:41.18
42.	Oliver Crosby	(99)	Stockport Mo	2:10.77	+ 0.96	662	27.50	1:01.69	1:38.73
43.	William Bell	(02)	Co Leicester	2:10.90	+ 0.75	660	28.44	1:02.64	1:40.50
44.	Richard Mawson	(99)	Co Leeds	2:10.91	+ 0.71	660	28.42	1:02.50	1:39.60
45.	Michael Rees	(00)	Sutton Cheam	2:10.94	+ 0.73	659	28.48	1:00.09	1:40.48
46.	William Gayne	(99)	Nova Cent'n	2:11.05	+ 0.69	658	27.66	59.68	1:40.06
47.	Finn Linton	(99)	Mt Kelly	2:11.22	+ 0.96	655	27.99	1:00.44	1:39.64
48.	Cameron Muir	(99)	Sth Ayrshire	2:11.73	+ 0.67	648	28.27	1:02.39	1:40.08
49.	Alexander Boyd	(01)	Thanet Swim	2:11.97	+ 0.68	644	27.56	1:03.44	1:40.48
50.	Euan Cowan	(00)	York City	2:12.09	+ 0.75	642	27.81	1:01.30	1:41.10
51.	Andrew Macintosh	(01)	Eastkilbride	2:12.29	+ 0.94	639	27.86	1:01.66	1:40.26
52.	Sam Dailley	(01)	Plymouth Lea	2:12.42	+ 0.62	638	26.62	1:00.77	1:41.93
53.	Gregory Butler	(00)	Co Derby	2:12.55	+ 0.93	636	28.23	1:04.61	1:40.15
54.	Henni Choron	(99)	Hastings	2:12.63	+ 0.83	635	29.11	1:02.92	1:41.23
55.	Marcus Dey	(01)	Co Salford	2:13.17	+ 0.70	627	28.43	1:01.39	1:41.86
56.	Jack O'Brien	(00)	Co Manch Aq	2:13.29	+ 0.61	625	28.60	1:02.73	1:40.57
57.	Alasdair McGhee	(99)	Sth Ayrshire	2:13.82	+ 0.76	618	27.92	1:01.48	1:41.65
	Nathan Hughes	(00)	Loughboro Un		DNC				
	Archie Goodburn	(01)	Warrender Ba		DQ				
	Lewis Fraser	(00)	Swansea Aq		DQ				

Funding Partner

Official Partner

Official Suppliers

Endorsed Product

Host City and Venue



Marketing Sheffield



**Day 5 22 April 2017 Heat Results**
**EVENT 503 Womens Open 200m IM**
**Open Age Group - Full Results**

Place	Name	YoB	Club	Time	R.T.	FINA Pt	50	100	150
1.	Siobhan-Marie O'Connor	(95)	Bath Univ	2:12.39	A + 0.70	864	27.99	1:01.05	1:40.17
2.	Hannah Miley	(89)	Aberdeen Per	2:14.05	A + 0.68	832	29.86	1:04.24	1:42.32
3.	Abbie Wood	(99)	Loughboro Un	2:14.14	A + 0.78	831	28.93	1:03.20	1:41.93
4.	Rosie Rudin	(98)	Co Sheffield	2:14.67	A + 0.77	821	29.55	1:02.35	1:43.03
5.	Molly Renshaw	(96)	Loughboro Un	2:15.55	A + 0.72	805	29.46	1:06.00	1:43.22
6.	Georgia Coates	(99)	Co Leeds	2:15.97	A + 0.82	798	29.65	1:05.77	1:44.51
7.	Constance Dean	(98)	Maidenhead	2:16.00	A + 0.77	797	30.12	1:05.57	1:43.71
8.	Katie Matts	(98)	Stockport Mo	2:16.35	A + 0.68	791	29.04	1:04.64	1:43.09
9.	Emma Day	(97)	Loughboro Un	2:16.38	RT + 0.68	790	29.36	1:03.76	1:42.96
10.	Emily Jones	(95)	Edinburgh Un	2:16.52	R + 0.71	788	29.74	1:05.49	1:44.06
11.	Orla Adams	(95)	Aberdeen Per	2:16.97	+ 0.87	780	29.70	1:05.08	1:44.13
12.	Amy Bell	(00)	Co Sheffield	2:17.37	J + 0.78	773	29.86	1:05.91	1:44.34
13.	Candice Hall	(97)	Loughboro Un	2:17.53	T + 0.82	771	29.28	1:03.02	1:44.31
14.	Emily Siebrecht	(97)	Bath Univ	2:17.93	T + 0.67	764	30.08	1:05.32	1:46.34
15.	Alicia Wilson	(00)	Guildford Ct	2:18.42	J + 0.87	756	29.62	1:04.54	1:44.94
16.	Ciara Schlosshan	(01)	Co Leeds	2:18.75	J + 0.77	751	29.17	1:04.18	1:45.42
17.	Emily Large	(01)	Newcastle	2:19.29	J + 0.65	742	28.27	1:04.00	1:45.99
18.	Lucy McKenzie	(97)	Stockport Mo	2:19.84	T + 0.95	733	30.54	1:05.18	1:46.92
19.	Eleanor Cowan	(02)	Wycombe Dist	2:20.13	J + 0.68	729	29.92	1:05.78	1:46.52
20.	Anna Newlands	(98)	Edinburgh Un	2:20.24	T + 0.99	727	29.55	1:04.47	1:46.64
21.	Tori Sopp	(00)	Wirral Metro	2:20.57	J + 0.74	722	29.63	1:04.58	1:48.18
22.	Tara Haworth	(99)	Lincoln Vulc	2:20.73	T + 0.70	719	30.24	1:04.77	1:47.98
23.	Hannah Featherstone	(99)	Sedgefield	2:20.96	T + 0.74	716	29.60	1:04.36	1:48.16
24.	Kayleigh Parker	(00)	Street	2:21.06	J + 0.76	714	29.39	1:05.20	1:46.98
25.	Mollie Allen	(98)	Co Peterboro	2:21.20	T + 0.69	712	28.91	1:03.52	1:47.44
26.	Holly Shepherd	(98)	Royal Wolv	2:21.40	+ 0.86	709	30.14	1:05.37	1:47.70
27.	Ellinor Southward	(01)	Ellesmere Co	2:21.71	J + 0.76	704	29.46	1:03.77	1:48.44
28.	Rebecca Sutton	(01)	Bridgend Cty	2:21.72	+ 0.74	704	30.49	1:05.61	1:48.06
29.	Niamh Robinson	(99)	Mt Kelly	2:21.76	+ 0.77	704	29.88	1:06.46	1:47.32
30.	Sophia Wilson	(01)	Millfield	2:21.91	+ 0.72	701	30.48	1:06.74	1:47.87
31.	Amelia Monaghan	(01)	Co Peterboro	2:21.97	+ 0.65	701	31.70	1:08.09	1:48.11
32.	Jasmine McCrea	(01)	Poole	2:22.31	+ 0.72	696	29.97	1:06.69	1:49.37
33.	Rosanna Arnold	(00)	Thanet Swim	2:22.42	+ 0.87	694	30.30	1:08.77	1:48.54
34.	Katelyn Bergin	(01)	Stockport Mo	2:22.54	+ 0.75	692	29.85	1:03.94	1:48.51
35.	Michaela Glenister	(02)	Co Leicester	2:22.64	+ 0.98	691	31.09	1:08.67	1:50.50
36.	Kate Clifton	(00)	Co Sheffield	2:22.66	+ 0.80	690	29.84	1:06.58	1:48.74
37.	Madeleine Dyer	(01)	Co Sheffield	2:22.67	+ 0.71	690	29.77	1:05.08	1:49.52
38.	Rebecca Clynes	(02)	Co Leeds	2:22.87	+ 0.99	687	31.03	1:09.67	1:48.43
39.	Kiera Henley	(01)	Stockport Mo	2:23.16	+ 0.67	683	30.35	1:07.27	1:50.43
40.	Erin Davies	(03)	Co Birm'ham	2:23.35	+ 0.79	681	31.47	1:07.72	1:49.42
41.	Daisy Anderson	(01)	Thanet Swim	2:23.37	+ 0.73	680	29.36	1:05.50	1:49.53
42.	Charlotte Nester	(01)	Wigan BEST	2:23.44	+ 0.74	679	31.11	1:07.21	1:49.12
43.	Daisy Platts	(00)	Co Leicester	2:23.48	+ 0.79	679	29.87	1:04.25	1:49.59
44.	Jane Brown	(00)	Newcastle	2:23.57	+ 0.75	677	29.74	1:05.76	1:49.41
45.	Madeline Hardingham	(03)	Newcastle	2:23.69	+ 0.99	676	31.26	1:07.76	1:49.65
46.	Chanel Sneddon	(99)	F.I.R.S.T.	2:23.74	+ 0.71	675	30.62	1:07.23	1:49.81
47.	Rosie Morgan	(03)	Aberdeen Per	2:23.96	+ 0.76	672	30.45	1:06.72	1:50.61
48.	Elizabeth Kingham	(02)	Co Birm'ham	2:24.17	+ 0.75	669	30.82	1:08.07	1:50.03
49.	Tia Ward	(03)	Co Leeds	2:24.20	+ 0.98	669	31.49	1:07.07	1:51.75
50.	Megan Molloy	(02)	Enfield Sq	2:24.26	+ 0.81	668	31.23	1:07.94	1:50.42
51.	Debbie Cocking	(01)	Rotherham Mo	2:24.39	+ 0.80	666	29.66	1:04.28	1:48.40
52.	Keelan Fitton	(00)	Bo Kirklees	2:24.84	+ 0.72	660	31.07	1:08.18	1:49.74
53.	Keanna Macinnes	(01)	Heart Of Mid	2:25.19	+ 0.66	655	29.09	1:07.87	1:51.52
54.	Megan Sheard	(01)	Stockport Mo	2:25.43	+ 0.74	652	30.91	1:08.00	1:50.77
55.	Ellie Reilly	(03)	Heart Of Mid	2:25.47	+ 0.80	651	32.30	1:10.65	1:51.59
56.	Annaliese Beynon	(00)	Co Cardiff	2:25.78	+ 0.75	647	30.98	1:08.92	1:51.92
57.	Lucy Ross	(02)	Eastkilbride	2:25.81	+ 0.79	647	31.17	1:09.35	1:51.00
58.	Meghan Byrne	(00)	Barnet Copt	2:25.85	+ 0.87	646	30.84	1:08.68	1:51.89
59.	Laura Copping	(00)	Hatfield	2:25.88	+ 0.95	646	30.26	1:07.99	1:50.79
60.	Katy Smith	(00)	Warrender Ba	2:25.94	+ 0.80	645	30.18	1:07.69	1:51.46
61.	Lily Booker	(01)	Co Bristol	2:26.44	+ 0.79	638	30.64	1:08.81	1:51.17
62.	Ellie Wheeler	(02)	Basildon Ph	2:26.45	+ 0.79	638	32.01	1:09.10	1:52.21
63.	Savanna Best	(00)	Mt Kelly	2:26.87	+ 0.84	633	30.43	1:06.90	1:50.10
64.	Katie Taylor	(00)	Heart Of Mid	2:29.59	+ 0.70	599	30.97	1:08.16	1:54.68
	Tegan Drew	(00)	Plymouth Lea	DNC					
	Rachel Anderson	(02)	Millfield	DNC					

Funding Partner

Official Partner

Official Suppliers

Endorsed Product

Host City and Venue



Marketing Sheffield



## Day 5 22 April 2017 Heat Results

### ***EVENT 504 Mens Open 50m Freestyle***

#### **Open Age Group - Full Results**

Place	Name	YoB	Club	Time	R.T.	FINA Pt
1.	Benjamin Proud	(94)	Plymouth Lea	A 21.64	+ 0.63	902
2.	Thomas Fannon	(98)	Plymouth Lea	A 22.28	+ 0.61	826
3.	Miles Munro	(96)	Bath Univ	A 22.68	+ 0.63	783
3.	Jack Thorpe	(94)	Edinburgh Un	A 22.68	+ 0.66	783
5.	Alexander Bowen	(95)	Loughboro Un	A 22.69	+ 0.59	782
6.	James Oxborrow	(98)	Loughboro Un	A 22.83	+ 0.62	768
7.	Daniel Speers	(97)	Millfield	A 22.84	+ 0.63	767
7.	Calum Bain	(96)	UniOfStirl	22.84	+ 0.62	767
9.	Lewis Burras	(00)	Southport	A 22.94	+ 0.70	757
10.	Yusuke Legard	(96)	Wycombe Dist	R T 22.99	+ 0.62	752
11.	Samuel Irvine	(97)	Loughboro Un	R T 23.07	+ 0.66	744
12.	Alex Wray	(98)	Loughboro Un	T 23.10	+ 0.72	741
13.	Kieran McGuckin	(90)	Edinburgh Un	23.14	+ 0.63	737
13.	L Clifford-Stephenson	(93)	Chelsea&West	23.14	+ 0.65	737
15.	Greg Watson	(95)	Edinburgh Un	23.17	+ 0.63	734
16.	Alexander Smith	(90)	Woking	23.30	+ 0.66	722
17.	Scott McLay	(99)	Perth City	J 23.57	+ 0.75	698
17.	Elliot Clogg	(99)	Co Sheffield	J 23.57	+ 0.66	698
19.	Brian O'Sullivan	(98)	Loughboro Un	23.58	+ 0.64	697
20.	Andrew Roy	(95)	Bath Univ	T 23.63	+ 0.63	692
21.	James Brinkley	(93)	Bromley	23.69	+ 0.64	687
22.	Lewis Fraser	(00)	Swansea Aq	J 23.75	+ 0.63	682
23.	James Eddy	(00)	Wycombe Dist	J 23.82	+ 0.69	676
24.	Deio Hughes	(99)	Conwy	J 23.87	+ 0.65	672
25.	Lewis Kerrod	(00)	Co Leicester	J 23.89	+ 0.62	670
26.	Rory Huggins	(99)	Havant & Wat	J 24.06	+ 0.76	656
26.	Harry Constantine	(00)	Hatfield	J 24.06	+ 0.79	656
28.	Ewan Smith	(00)	Woking	24.07	+ 0.61	655
29.	Louis Barker	(99)	Millfield	24.08	+ 0.72	654
30.	Jordan Cooley	(99)	Cockermouth	24.09	+ 0.68	653
31.	Ignacio Larghero	(99)	Newmarket	24.10	+ 0.73	653
32.	Max McCusker	(99)	Millfield	24.11	+ 0.64	652
33.	Ben Stanford	(99)	Co Birm'ham	24.13	+ 0.66	650
34.	Hamish Skillman	(00)	Millfield	24.14	+ 0.72	649
35.	Cameron Brooks-Clarke	(99)	Co Sheffield	24.19	+ 0.62	645
36.	Benjamin Martin	(00)	Pioneer 79	24.21	+ 0.69	644
37.	Jake Clappison	(00)	Stockport Mo	24.24	+ 0.70	641
37.	Myles Stirk	(00)	Co Leeds	24.24	+ 0.65	641
39.	Benjamin Horner	(99)	Hastings	24.27	+ 0.72	639
40.	Aiden Sparling	(99)	Atlantis	24.29	+ 0.62	637
40.	Daniel Austin	(99)	Co Salford	24.29	+ 0.75	637
42.	Sam Phippen	(00)	Wycombe Dist	24.32	+ 0.63	635
43.	Sam Dailley	(01)	Plymouth Lea	24.33	+ 0.62	634
43.	Harry Maishman	(99)	Maxwell	24.33	+ 0.66	634
43.	Harry Turner	(99)	Mt Kelly	24.33	+ 0.70	634
46.	Thomas Flower	(99)	RichmondDale	24.42	+ 0.65	627
46.	Adam Metcalf	(01)	Ellesmere Co	24.42	+ 0.60	627
48.	Thomas Beeley	(99)	Aberdeen Per	24.43	+ 0.59	627
49.	Kyo Tanner	(02)	Ellesmere Co	24.45	+ 0.61	625
50.	Joel Watterson	(99)	Io Man	24.47	+ 0.63	623
51.	Luke Turley	(00)	Hatfield	24.58	+ 0.66	615
52.	Samuel Chell	(00)	Billingham	24.60	+ 0.75	614
53.	Connor Joyce	(00)	Cockermouth	24.61	+ 0.69	613
54.	Michael Witham	(99)	Maxwell	24.63	+ 0.68	611
55.	Murray Coueslant	(99)	Aberdeen Per	24.67	+ 0.77	608
56.	Thomas Carswell	(00)	Tadcaster	24.74	+ 0.75	603
57.	Ryan Gordon	(99)	Co Derby	24.80	+ 0.74	599
58.	Daniel Morley	(01)	Derwentside	24.85	+ 0.62	595
59.	Mark Laing	(99)	Halesowen	24.93	+ 0.62	590
	Jacob Peters	(00)	Poole	DNC		
	Andrew Weatheritt	(91)	St Ives	DNC		
	David Cumberidge	(96)	Edinburgh Un	DQ		

Funding Partner

Official Partner

Official Suppliers

Endorsed Product

Host City and Venue



Marketing Sheffield



## Day 5 22 April 2017 Heat Results

### ***EVENT 505 Womens Open 50m Backstroke***

#### **Open Age Group - Full Results**

Place	Name	YoB	Club	Time	R.T.	FINA Pt
1.	Georgia Davies	(90)	Loughboro Un	28.09	A + 0.63	893
2.	Kathleen Dawson	(97)	UniOfStirl	28.47	A + 0.63	858
3.	Lucy Hope	(97)	Edinburgh Un	28.69	A + 0.63	839
4.	Ekaterina Avramova	(91)	Ealing	28.87	+ 0.62	823
5.	Lauren Quigley	(95)	Co Liverpool	28.95	A + 0.62	816
6.	Harriet West	(97)	Loughboro Un	29.04	A + 0.66	809
7.	Anna Maine	(00)	Woking	29.07	A + 0.62	806
8.	Mollie Allen	(98)	Co Peterboro	29.10	A + 0.66	804
9.	Cassie Wild	(00)	Ellesmere Co	29.13	A + 0.66	801
10.	Kirsty Simpson	(96)	Aberdeen Per	29.23	R + 0.62	793
11.	Lily Boseley	(01)	Co Sheffield	29.40	RJ + 0.64	779
12.	Emma Harvey	(01)	Millfield	29.45	J + 0.63	775
13.	Emily Crane	(98)	Loughboro Un	29.48	T + 0.62	773
14.	Caroline McIntosh	(99)	Aberdeen Per	29.50	T + 0.72	771
15.	Charlotte Evans	(97)	Loughboro Un	29.52	T + 0.66	770
15.	Raquel Matos	(96)	Edinburgh Un	29.52	+ 0.72	770
17.	Chloe Golding	(98)	Co Manch Aq	29.69	T + 0.62	757
18.	Pia Murray	(02)	Ellesmere Co	29.75	J + 0.66	752
19.	Courtney Price	(98)	Nova Cent'n	29.80	T + 0.63	748
20.	Rachel Wellings	(00)	Co Peterboro	29.84	J + 0.62	745
21.	Debbie Cocking	(01)	Rotherham Mo	29.85	J + 0.70	744
22.	Rebecca Sherwin	(00)	teampswich	29.88	J + 0.64	742
22.	Karen Reid	(98)	Edinburgh Un	29.88	T + 0.70	742
24.	Martha Duley	(99)	Colchester	29.97	T + 0.64	736
25.	Daisy Platts	(00)	Co Leicester	29.99	J + 0.72	734
25.	Freya Rayner	(98)	Co Sund'land	29.99	T + 0.70	734
27.	Meghan Maybanks	(00)	DunmowAtlant	30.01	J + 0.63	733
28.	Alexandra Waller	(01)	Heart Of Mid	30.03	+ 0.72	731
29.	Harriet Cooper	(97)	Loughboro Un	30.10	+ 0.64	726
30.	Gulsum Onal	(98)	West Lothian	30.12	+ 0.63	725
31.	Katelyn Bergin	(01)	Stockport Mo	30.16	+ 0.72	722
32.	Athena Clayson	(01)	Mt Kelly	30.22	+ 0.62	717
32.	Lucy Farmer	(00)	Co Milton K	30.22	+ 0.63	717
34.	Ellinor Southward	(01)	Ellesmere Co	30.28	+ 0.70	713
35.	Kathryn Henderson	(00)	Nova Cent'n	30.30	+ 0.64	712
36.	C Fletcher-Stables	(02)	Northampton	30.32	+ 0.70	710
37.	Alice Gouldby	(01)	Millfield	30.34	+ 0.62	709
38.	Ceara Barber	(02)	Hillingdon	30.40	+ 0.62	705
39.	Sophie Johnson	(00)	Teddington	30.45	+ 0.62	701
40.	Lauren Cox	(01)	Co Coventry	30.52	+ 0.63	696
41.	Medi Harris	(02)	Swim Gwynedd	30.55	+ 0.63	694
42.	Eleanor Mitchell	(00)	London Aquat	30.58	+ 0.72	692
43.	Tegan Drew	(00)	Plymouth Lea	30.59	+ 0.63	692
44.	Lucy Hardey	(02)	Co Liverpool	30.67	+ 0.63	686
45.	Katie Laybourn	(01)	Hartlepool	30.76	+ 0.64	680
46.	Jane Brown	(00)	Newcastle	30.82	+ 0.66	676
47.	Maisie Easter	(02)	UEA Norwich	30.89	+ 0.62	672
48.	Pavan Marwaha	(00)	Bo Of Harrow	30.92	+ 0.66	670
49.	Imogen Meers	(02)	Bromley	30.95	+ 0.62	668
50.	Amie Philpot	(02)	teampswich	31.93	+ 0.70	608

Funding Partner

Official Partner

Official Suppliers

Endorsed Product

Host City and Venue



Marketing Sheffield



## Day 5 22 April 2017 Heat Results

### ***EVENT 506 Mens Open 800m Freestyle***

Full Results

Place	Name	YoB	Club	Time	R.T.	FINA Pt				
1.	Daniel Jervis	(96)	Swansea Aq	7:56.72	+ 0.68	853				
	50m 27.43	100m 56.99	150m 1:26.92	200m 1:56.90	250m 2:26.80	300m 2:56.87	350m 3:26.87	400m 3:57.31		
	27.43	29.56	29.93	29.98	29.90	30.07	30.00	30.44		
	450m 4:27.46	500m 4:57.73	550m 5:27.72	600m 5:58.24	650m 6:28.45	700m 6:58.71	750m 7:28.47	800m 7:56.72		
	30.15	30.27	29.99	30.52	30.21	30.26	29.76	28.25		
2.	Samuel Budd	(98)	Co Sheffield	8:00.89	+ 0.97	831				
	50m 27.02	100m 56.58	150m 1:26.49	200m 1:56.65	250m 2:26.94	300m 2:57.03	350m 3:27.45	400m 3:57.83		
	27.02	29.56	29.91	30.16	30.29	30.09	30.42	30.38		
	450m 4:28.01	500m 4:58.61	550m 5:29.41	600m 6:00.17	650m 6:30.78	700m 7:01.44	750m 7:31.66	800m 8:00.89		
	30.18	30.60	30.80	30.76	30.61	30.66	30.22	29.23		
3.	Tobias Robinson	(96)	Loughboro Un	8:06.25	+ 0.79	803				
	50m 27.31	100m 57.12	150m 1:27.57	200m 1:57.76	250m 2:28.04	300m 2:58.54	350m 3:28.93	400m 3:59.53		
	27.31	29.81	30.45	30.19	30.28	30.50	30.39	30.60		
	450m 4:30.07	500m 5:00.89	550m 5:31.66	600m 6:02.74	650m 6:33.82	700m 7:04.71	750m 7:35.93	800m 8:06.25		
	30.54	30.82	30.77	31.08	31.08	30.89	31.22	30.32		
4.	Nathan Wells	(98)	Loughboro Un	8:13.13	+ 0.72	770				
	50m 27.26	100m 57.44	150m 1:27.89	200m 1:58.45	250m 2:29.25	300m 3:00.59	350m 3:31.93	400m 4:03.35		
	27.26	30.18	30.45	30.56	30.80	31.34	31.34	31.42		
	450m 4:34.49	500m 5:06.10	550m 5:37.46	600m 6:09.10	650m 6:40.20	700m 7:11.93	750m 7:42.81	800m 8:13.13		
	31.14	31.61	31.36	31.64	31.10	31.73	30.88	30.32		
5.	Luke Turley	(00)	Hatfield	8:17.00	+ 0.70	752				
	50m 28.51	100m 59.36	150m 1:30.63	200m 2:02.27	250m 2:33.64	300m 3:05.49	350m 3:36.88	400m 4:08.17		
	28.51	30.85	31.27	31.64	31.37	31.85	31.39	31.29		
	450m 4:38.98	500m 5:10.55	550m 5:42.16	600m 6:13.88	650m 6:45.03	700m 7:16.35	750m 7:47.28	800m 8:17.00		
	30.81	31.57	31.61	31.72	31.15	31.32	30.93	29.72		
6.	Ryan Reader	(98)	Derwentio	8:27.08	+ 0.69	708				
	50m 28.21	100m 58.93	150m 1:30.31	200m 2:01.88	250m 2:33.80	300m 3:05.71	350m 3:37.77	400m 4:09.76		
	28.21	30.72	31.38	31.57	31.92	31.91	32.06	31.99		
	450m 4:41.87	500m 5:13.96	550m 5:46.60	600m 6:19.20	650m 6:51.93	700m 7:24.55	750m 7:56.80	800m 8:27.08		
	32.11	32.09	32.64	32.60	32.73	32.62	32.25	30.28		

Funding Partner

Official Partner

Official Suppliers

Endorsed Product

Host City and Venue



Marketing Sheffield





**Day 5 22 April 2017 Final Results**

***EVENT 551 FINAL OF EVENT 505 Womens Junior 50m Backstroke***

Full Results

Place	Name	YoB	Club	Time	R.T.	FINA Pt
1.	Lily Boseley	(01)	Co Sheffield	29.16		799
2.	Emma Harvey	(01)	Millfield	29.37		782
3.	Rebecca Sherwin	(00)	teamipswich	29.48		773
4.	Rachel Wellings	(00)	Co Peterboro	29.52		770
5.	Meghan Maybanks	(00)	DunmowAtlant	29.85		744
6.	Pia Murray	(02)	Ellesmere Co	29.88		742
7.	Daisy Platts	(00)	Co Leicester	29.90		741
8.	Debbie Cocking	(01)	Rotherham Mo	30.04		730

***EVENT 552 FINAL OF EVENT 505 Womens Target Tokyo 50m Backstroke***

Full Results

Place	Name	YoB	Club	Time	R.T.	FINA Pt
1.	Emily Crane	(98)	Loughboro Un	29.08		805
2.	Freya Rayner	(98)	Co Sund'land	29.21		795
3.	Caroline McIntosh	(99)	Aberdeen Per	29.44		776
4.	Chloe Golding	(98)	Co Manch Aq	29.52		770
5.	Charlotte Evans	(97)	Loughboro Un	29.53		769
6.	Karen Reid	(98)	Edinburgh Un	29.62		762
7.	Martha Duley	(99)	Colchester	29.82		747
8.	Courteney Price	(98)	Nova Cent'n	29.94		738

***EVENT 553 FINAL OF EVENT 505 Womens Open 50m Backstroke***

Full Results

Place	Name	YoB	Club	Time	R.T.	FINA Pt
1.	Georgia Davies	(90)	Loughboro Un	27.69		933
2.	Kathleen Dawson	(97)	UniOfStirl	28.19		884
3.	Lucy Hope	(97)	Edinburgh Un	28.49		856
3.	Lauren Quigley	(95)	Co Liverpool	28.49		856
5.	Anna Maine	(00)	Woking	28.79		830
6.	Cassie Wild	(00)	Ellesmere Co	28.91		820
7.	Harriet West	(97)	Loughboro Un	29.01		811
8.	Mollie Allen	(98)	Co Peterboro	29.24		792

Funding Partner



Official Partner



Official Suppliers



Endorsed Product



Host City and Venue

Marketing Sheffield



## Day 5 22 April 2017 Final Results

### ***EVENT 554 FINAL OF EVENT 504 Mens Junior 50m Freestyle***

Full Results

Place	Name	YoB	Club	Time	R.T.	FINA Pt
1.	Elliot Clogg	(99)	Co Sheffield	23.18	+ 0.67	734
2.	Scott McLay	(99)	Perth City	23.35	+ 0.72	718
3.	Lewis Fraser	(00)	Swansea Aq	23.42	+ 0.65	711
4.	James Eddy	(00)	Wycombe Dist	23.67	+ 0.68	689
5.	Deio Hughes	(99)	Conwy	23.77	+ 0.68	680
6.	Harry Constantine	(00)	Hatfield	23.79	+ 0.74	679
7.	Lewis Kerrod	(00)	Co Leicester	23.92	+ 0.62	668
8.	Rory Huggins	(99)	Havant & Wat	24.08	+ 0.75	654

### ***EVENT 555 FINAL OF EVENT 504 Mens Target Tokyo 50m Freestyle***

Full Results

Place	Name	YoB	Club	Time	R.T.	FINA Pt
1.	Alex Wray	(98)	Loughboro Un	22.66	+ 0.65	785
2.	Yusuke Legard	(96)	Wycombe Dist	22.89	+ 0.62	762
2.	Samuel Irvine	(97)	Loughboro Un	22.89	+ 0.67	762
4.	Andrew Roy	(98)	Bath Univ	23.66	+ 0.66	690

### ***EVENT 556 FINAL OF EVENT 504 Mens Open 50m Freestyle***

Full Results

Place	Name	YoB	Club	Time	R.T.	FINA Pt
1.	<b>Benjamin Proud</b>	<b>(94)</b>	<b>Plymouth Lea</b>	<b>21.32GBR</b>	<b>+ 0.64</b>	<b>943</b>
2.	Thomas Fannon	(98)	Plymouth Lea	22.21	+ 0.64	834
3.	Jack Thorpe	(94)	Edinburgh Un	22.53	+ 0.65	799
4.	Lewis Burras	(00)	Southport	22.70	+ 0.69	781
5.	Miles Munro	(96)	Bath Univ	22.75	+ 0.67	776
6.	Alexander Bowen	(95)	Loughboro Un	22.76	+ 0.71	775
7.	James Oxborrow	(98)	Loughboro Un	22.97	+ 0.62	754
8.	Daniel Speers	(97)	Millfield	22.98	+ 0.66	753

Funding Partner



Official Partner



Official Suppliers



Endorsed Product



Host City and Venue

Marketing Sheffield



**Day 5 22 April 2017 Final Results**

***EVENT 557 FINAL OF EVENT 501 Womens Junior 400m Freestyle***

Full Results

Place	Name	YoB	Club	Time	R.T.	FINA Pt								
1.	Nikki Miller	(00)	Eastkilbride	4:17.68	+ 0.70	791	50m 29.89	100m 1:02.05	150m 1:34.79	200m 2:07.96	250m 2:40.85	300m 3:13.77	350m 3:46.39	400m 4:17.68
							29.89	32.16	32.74	33.17	32.89	32.92	32.62	31.29
2.	Michaela Glenister	(02)	Co Leicester	4:18.55	+ 0.82	783	50m 29.64	100m 1:01.66	150m 1:34.53	200m 2:07.70	250m 2:40.56	300m 3:13.81	350m 3:46.87	400m 4:18.55
							29.64	32.02	32.87	33.17	32.86	33.25	33.06	31.68
3.	Leah Crisp	(01)	Co Leeds	4:18.60	+ 0.74	783	50m 29.84	100m 1:02.26	150m 1:35.10	200m 2:08.03	250m 2:40.75	300m 3:13.89	350m 3:46.91	400m 4:18.60
							29.84	32.42	32.84	32.93	32.72	33.14	33.02	31.69
4.	Rachel Anderson	(02)	Millfield	4:18.95		780	50m 30.27	100m 1:03.09	150m 1:36.28	200m 2:09.32	250m 2:41.68	300m 3:14.69	350m 3:47.04	400m 4:18.95
							30.27	32.82	33.19	33.04	32.36	33.01	32.35	31.91
5.	Elizabeth Harris	(00)	Stockport Mo	4:20.16	+ 0.71	769	50m 29.23	100m 1:01.46	150m 1:34.60	200m 2:07.32	250m 2:40.66	300m 3:14.29	350m 3:48.03	400m 4:20.16
							29.23	32.23	33.14	32.72	33.34	33.63	33.74	32.13
6.	Sophie Smith	(01)	St Thomas	4:24.54	+ 0.70	731	50m 29.68	100m 1:02.51	150m 1:35.91	200m 2:09.72	250m 2:43.19	300m 3:17.22	350m 3:51.22	400m 4:24.54
							29.68	32.83	33.40	33.81	33.47	34.03	34.00	33.32
7.	Alisha Hawkins	(01)	Stockport Mo	4:25.10	+ 0.80	726	50m 29.74	100m 1:02.01	150m 1:35.26	200m 2:08.78	250m 2:42.90	300m 3:17.02	350m 3:51.66	400m 4:25.10
							29.74	32.27	33.25	33.52	34.12	34.12	34.64	33.44
8.	Jessica Podger	(01)	Co Bristol	4:26.84	+ 0.73	712	50m 30.10	100m 1:02.91	150m 1:36.45	200m 2:10.46	250m 2:44.26	300m 3:18.68	350m 3:53.22	400m 4:26.84
							30.10	32.81	33.54	34.01	33.80	34.42	34.54	33.62

***EVENT 558 FINAL OF EVENT 501 Womens Target Tokyo 400m Freestyle***





Full Results

Place	Name	YoB	Club	Time	R.T.	FINA Pt								
1.	Isobel Grant	(98)	Co Sheffield	4:15.59	+ 0.72	811	50m 29.48	100m 1:01.35	150m 1:33.76	200m 2:06.55	250m 2:39.26	300m 3:11.76	350m 3:44.19	400m 4:15.59
							29.48	31.87	32.41	32.79	32.71	32.50	32.43	31.40
2.	Maya Westlake	(97)	Co Sheffield	4:17.94		789	50m 29.72	100m 1:01.86	150m 1:34.73	200m 2:08.00	250m 2:40.67	300m 3:13.35	350m 3:45.64	400m 4:17.94
							29.72	32.14	32.87	33.27	32.67	32.68	32.29	32.30
3.	Isobel Griffiths	(99)	Co Birm'ham	4:18.57	+ 0.76	783	50m 30.06	100m 1:02.42	150m 1:35.16	200m 2:08.06	250m 2:40.94	300m 3:13.95	350m 3:46.65	400m 4:18.57
							30.06	32.36	32.74	32.90	32.88	33.01	32.70	31.92
4.	Georgia Darwent	(98)	Newcastle	4:20.71	+ 0.75	764	50m 30.03	100m 1:02.19	150m 1:35.15	200m 2:08.13	250m 2:41.10	300m 3:14.71	350m 3:48.08	400m 4:20.71
							30.03	32.16	32.96	32.98	32.97	33.61	33.37	32.63
5.	Mollie Wright	(98)	Nova Cent'n	4:21.42	+ 0.97	758	50m 29.83	100m 1:02.26	150m 1:35.32	200m 2:08.39	250m 2:41.51	300m 3:15.12	350m 3:48.51	400m 4:21.42
							29.83	32.43	33.06	33.07	33.12	33.61	33.39	32.91
6.	Lucy Ellis	(97)	Co Sund'land	4:24.43	+ 0.66	732	50m 29.87	100m 1:02.01	150m 1:35.06	200m 2:08.53	250m 2:42.03	300m 3:15.83	350m 3:50.41	400m 4:24.43
							29.87	32.14	33.05	33.47	33.50	33.80	34.58	34.02

***EVENT 559 FINAL OF EVENT 501 Womens Open 400m Freestyle***

Full Results

Place	Name	YoB	Club	Time	R.T.	FINA Pt								
1.	Holly Hibbott	(99)	Stockport Mo	4:06.37GBRAG	+ 0.81	905	50m 28.99	100m 1:00.16	150m 1:31.20	200m 2:02.28	250m 2:33.65	300m 3:05.10	350m 3:36.53	400m 4:06.37
							28.99	31.17	31.04	31.08	31.37	31.45	31.43	29.84
2.	Jazmin Carlin	(90)	Bath Univ	4:07.24	+ 0.81	896	50m 28.74	100m 59.82	150m 1:30.77	200m 2:02.31	250m 2:33.29	300m 3:04.68	350m 3:36.36	400m 4:07.24
							28.74	31.08	30.95	31.54	30.98	31.39	31.68	30.88
3.	Eleanor Faulkner	(93)	Co Sheffield	4:07.62	+ 0.99	892	50m 28.80	100m 59.94	150m 1:31.15	200m 2:02.53	250m 2:33.75	300m 3:05.04	350m 3:36.71	400m 4:07.62
							28.80	31.14	31.21	31.38	31.22	31.29	31.67	30.91
4.	Camilla Hattersley	(95)	Co Glasgow	4:12.93	+ 0.89	837	50m 29.51	100m 1:01.27	150m 1:33.32	200m 2:05.52	250m 2:37.42	300m 3:09.60	350m 3:42.11	400m 4:12.93
							29.51	31.76	32.05	32.20	31.90	32.18	32.51	30.82
5.	Hannah Miley	(89)	Aberdeen Per	4:13.02	+ 0.68	836	50m 29.42	100m 1:00.95	150m 1:32.68	200m 2:04.94	250m 2:36.77	300m 3:09.20	350m 3:41.22	400m 4:13.02
							29.42	31.53	31.73	32.26	31.83	32.43	32.02	31.80
6.	Alice Dearing	(97)	Loughboro Un	4:14.09	+ 0.75	825	50m 29.46	100m 1:01.07	150m 1:33.24	200m 2:05.81	250m 2:38.25	300m 3:10.76	350m 3:42.96	400m 4:14.09
							29.46	31.61	32.17	32.57	32.44	32.51	32.20	31.13
7.	Abbie Houston	(95)	Co Sheffield	4:15.98	+ 0.73	807	50m 29.26	100m 1:01.05	150m 1:33.11	200m 2:05.66	250m 2:38.19	300m 3:10.92	350m 3:43.53	400m 4:15.98
							29.26	31.79	32.06	32.55	32.53	32.73	32.61	32.45
8.	Kathryn Greenslade	(98)	Edinburgh Un	4:17.05	+ 0.84	797	50m 29.10	100m 1:00.70	150m 1:32.99	200m 2:05.47	250m 2:37.70	300m 3:10.22	350m 3:43.22	400m 4:17.05
							29.10	31.60	32.29	32.48	32.23	32.52	33.00	33.83

Funding Partner	Official Partner	Official Suppliers	Endorsed Product	Host City and Venue
 <b>BRITISH SWIMMING</b>	 <b>uk sport</b> LOTTERY FUNDED	 <b>TYR</b>	 <b>lumie</b> <b>MYRTHA POOLS</b>	 <b>SPORT SYSTEMS</b> <b>Marketing Sheffield</b> 

## Day 5 22 April 2017 Final Results

### **EVENT 560 FINAL OF EVENT 502 Mens Junior 200m IM**

Full Results

Place	Name	YoB	Club	Time	R.T.	FINA Pt	50	100	150
1.	Thomas Dean	(00)	Maidenhead	2:02.59GBRAG	+ 0.99	804	26.80	58.47	1:33.42
2.	James McFadzen	(99)	Wycombe Dist	2:03.55	+ 0.71	785	26.22	56.62	1:32.89
3.	Brodie Williams	(99)	Millfield	2:03.82	+ 0.81	780	26.98	57.19	1:34.27
4.	Jacob Greenow	(99)	TauntonDeane	2:04.23	+ 0.73	772	26.79	57.78	1:33.79
5.	George Clough	(99)	Warrender Ba	2:04.62	+ 0.94	765	27.20	59.68	1:34.87
6.	Charlie Hutchison	(02)	Ellesmere Co	2:07.52GBRAG	+ 0.69	714	27.19	59.55	1:36.98
7.	Ben Harrison	(00)	Mt Kelly	2:08.70	+ 0.74	694	27.57	1:00.01	1:37.37

### **EVENT 561 FINAL OF EVENT 502 Mens Target Tokyo 200m IM**

Full Results

Place	Name	YoB	Club	Time	R.T.	FINA Pt	50	100	150
1.	Joshua Thompson	(98)	Carnforth	2:05.03	+ 0.77	758	26.93	1:00.40	1:35.56
2.	Callum Lawrie	(98)	UniOfStirl	2:05.42	+ 0.71	750	26.78	1:00.44	1:35.91
3.	Dominic Polling	(97)	Brighton	2:05.68	+ 0.77	746	26.89	59.75	1:36.04
4.	Brandon Nabarro	(97)	Putteridge	2:06.50	+ 0.94	731	27.13	1:00.32	1:36.26
5.	Rubens King	(97)	Portsmouth N	2:09.98	+ 0.71	674	28.41	1:01.74	1:39.74

### **EVENT 562 FINAL OF EVENT 502 Mens Open 200m IM**

Full Results

Place	Name	YoB	Club	Time	R.T.	FINA Pt	50	100	150
1.	Max Litchfield	(95)	Co Sheffield	1:58.10	+ 0.61	899	25.67	55.07	1:30.18
2.	Mark Szaraneck	(95)	Edinburgh Un	1:58.39	+ 0.78	892	25.20	55.31	1:29.63
3.	Duncan Scott	(97)	UniOfStirl	1:58.44	+ 0.68	891	25.18	55.02	1:30.69
4.	Xavier Mohammed	(90)	Co Cardiff	1:59.29	+ 0.75	872	25.68	55.44	1:30.01
5.	Jarvis Parkinson	(98)	London Aquat	2:00.16	+ 0.66	853	25.93	57.27	1:32.60
6.	Daniel Wallace	(93)	UniOfStirl	2:00.62	+ 0.71	844	25.52	56.93	1:31.00
7.	Joe Litchfield	(98)	Co Sheffield	2:00.85	+ 0.96	839	26.15	56.64	1:32.78
8.	Martyn Walton	(97)	UniOfStirl	2:02.67	+ 0.68	802	25.85	56.76	1:33.27

Funding Partner



Official Partner



Official Suppliers



Endorsed Product



Host City and Venue

Marketing Sheffield



**Day 5 22 April 2017 Final Results**

***EVENT 563 FINAL OF EVENT 503 Womens Junior 200m IM***

Full Results

Place	Name	YoB	Club	Time	R.T.	FINA Pt	50	100	150
1.	Amy Bell	(00)	Co Sheffield	2:15.49	+ 0.68	806	29.37	1:04.35	1:42.63
2.	Alicia Wilson	(00)	Guildford Ct	2:16.01	+ 0.68	797	29.32	1:03.64	1:43.89
3.	Emily Large	(01)	Newcastle	2:16.30	+ 0.95	792	28.44	1:03.27	1:44.38
4.	Ciara Schlosshan	(01)	Co Leeds	2:16.39	+ 0.67	790	28.84	1:02.98	1:43.67
5.	Tori Sopp	(00)	Wirral Metro	2:20.74	+ 0.73	719	29.30	1:04.60	1:47.97
6.	Kayleigh Parker	(00)	Street	2:21.46	+ 0.68	708	29.16	1:05.26	1:46.48
7.	Ellinor Southward	(01)	Ellesmere Co	2:22.19	+ 0.75	697	29.68	1:03.74	1:49.26
8.	Eleanor Cowan	(02)	Wycombe Dist	2:23.35	+ 0.74	681	29.93	1:05.60	1:48.40

***EVENT 564 FINAL OF EVENT 503 Womens Target Tokyo 200m IM***

Full Results

Place	Name	YoB	Club	Time	R.T.	FINA Pt	50	100	150
1.	Emma Day	(97)	Loughboro Un	2:15.33	+ 0.66	809	29.32	1:03.93	1:42.89
2.	Candice Hall	(97)	Loughboro Un	2:16.33	+ 0.82	791	29.30	1:02.81	1:43.58
3.	Emily Siebrecht	(97)	Bath Univ	2:16.66	+ 0.69	786	30.25	1:05.65	1:45.41
4.	Lucy McKenzie	(97)	Stockport Mo	2:18.31	+ 0.97	758	30.22	1:04.67	1:46.14
5.	Anna Newlands	(98)	Edinburgh Un	2:18.47	+ 0.76	755	29.20	1:03.74	1:45.43
6.	Tara Haworth	(99)	Lincoln Vulc	2:20.16	+ 0.72	728	29.85	1:04.62	1:47.58
7.	Mollie Allen	(98)	Co Peterboro	2:23.15	+ 0.71	683	28.82	1:06.05	1:49.03

***EVENT 565 FINAL OF EVENT 503 Womens Open 200m IM***

Full Results

Place	Name	YoB	Club	Time	R.T.	FINA Pt	50	100	150
1.	Hannah Miley	(89)	Aberdeen Per	2:11.75	+ 0.77	877	29.19	1:02.82	1:40.71
2.	Abbie Wood	(99)	Loughboro Un	2:12.62	+ 0.70	860	28.43	1:02.47	1:40.93
3.	Molly Renshaw	(96)	Loughboro Un	2:13.21	+ 0.76	848	28.71	1:03.58	1:40.62
4.	Katie Matts	(98)	Stockport Mo	2:14.07	+ 0.69	832	29.05	1:03.52	1:41.92
4.	Rosie Rudin	(98)	Co Sheffield	2:14.07	+ 0.94	832	29.33	1:02.06	1:42.41
6.	Constance Dean	(98)	Maidenhead	2:15.34	+ 0.76	809	29.32	1:04.10	1:42.23
7.	Georgia Coates	(99)	Co Leeds	2:15.78	+ 0.80	801	29.67	1:05.30	1:44.17
	Siobhan-Marie O'Connor	(95)	Bath Univ	DQ					

Funding Partner

Official Partner

Official Suppliers

Endorsed Product

Host City and Venue



Marketing Sheffield



**Day 6 23 April 2017 Heat Results**
***EVENT 601 Mens Open 200m Freestyle***
**Open Age Group - Full Results**

Place	Name	YoB	Club	Time	R.T.	FINA Pt	50	100	150
1.	Duncan Scott	(97)	UniOfStirl	1:47.41	A + 0.66	856	25.28	52.44	1:19.89
2.	Nicholas Grainger	(94)	Co Sheffield	1:47.42	A + 0.79	856	25.61	52.71	1:20.16
3.	Stephen Milne	(94)	Perth City	1:47.56	A + 0.67	852	25.06	52.38	1:20.14
4.	Max Litchfield	(95)	Co Sheffield	1:47.84	A + 0.64	846	24.97	52.35	1:20.07
5.	James Guy	(95)	Bath Univ	1:48.06	A + 0.68	841	24.96	51.86	1:19.68
6.	Calum Jarvis	(92)	Bath Univ	1:48.31	A + 0.89	835	25.62	53.49	1:21.39
7.	Mark Szaraneck	(95)	Edinburgh Un	1:48.95	A + 0.77	820	25.70	53.18	1:21.12
8.	Cameron Kurle	(97)	Bath Univ	1:48.96	A + 0.73	820	25.81	53.74	1:21.15
9.	Timothy Shuttleworth	(97)	Loughboro Un	1:48.97	RT + 0.99	820	25.27	52.95	1:20.93
10.	Jay Lelliott	(95)	Bath Univ	1:49.06	R + 0.76	818	25.80	52.84	1:20.83
11.	Daniel Wallace	(93)	UniOfStirl	1:49.17	+ 0.77	815	25.67	53.12	1:21.12
12.	Elliott Clogg	(99)	Co Sheffield	1:50.23	J + 0.67	792	24.91	53.12	1:21.50
13.	Luke Howdle	(94)	Co Sheffield	1:50.24	+ 0.72	792	26.03	53.81	1:21.56
14.	Thomas Kingham	(98)	Millfield	1:50.56	T + 0.69	785	25.82	54.18	1:22.81
15.	Michael Gunning	(94)	London Aquat	1:50.71	+ 0.73	782	25.58	53.04	1:21.36
16.	Daniel Jones	(96)	Swansea Aq	1:50.80	T + 0.74	780	24.92	52.87	1:21.89
17.	Harrison Coulter	(99)	Stockport Mo	1:51.13	J + 0.72	773	26.31	54.14	1:22.67
18.	Luke Turley	(00)	Hatfield	1:51.22	J + 0.69	771	26.69	55.21	1:23.24
19.	Jarvis Parkinson	(98)	London Aquat	1:51.25	T + 0.67	770	26.13	53.67	1:21.94
20.	Martyn Walton	(97)	UniOfStirl	1:51.50	T + 0.75	765	26.37	54.45	1:23.30
21.	Luke Robins	(99)	Millfield	1:52.07	J + 0.69	753	26.84	54.87	1:23.48
22.	Craig McLean	(98)	UniOfStirl	1:52.22	T + 0.64	750	25.95	54.43	1:23.39
23.	Kyle Chisholm	(97)	Bo Kirklees	1:52.27	T + 0.61	749	25.75	53.99	1:22.90
24.	Jakob Goodman	(00)	Millfield	1:52.41	J + 0.94	747	26.09	54.35	1:23.37
25.	Julian Chan Quee Lin	(97)	Bath Univ	1:52.42	T + 0.71	746	25.85	54.53	1:23.41
26.	Cameron Brodie	(92)	UniOfStirl	1:52.55	+ 0.75	744	26.13	54.38	1:23.21
27.	Fraser Minnican	(95)	Loughboro Un	1:52.78	+ 0.78	739	25.74	54.53	1:23.90
28.	Harry Constantine	(00)	Hatfield	1:52.79	J + 0.85	739	26.71	55.88	1:25.14
29.	Max Murphy	(00)	Co Milton K	1:53.04	J + 0.72	734	26.54	54.86	1:24.10
30.	Caleb Hughes	(95)	Loughboro Un	1:53.06	+ 0.71	734	25.92	54.27	1:23.70
31.	Charlie Humphries	(99)	Co Sheffield	1:53.30	J + 0.68	729	26.96	55.89	1:24.89
32.	Thomas Flower	(99)	RichmondDale	1:53.78	+ 0.67	720	26.29	54.92	1:24.26
33.	Kieran Bird	(99)	Millfield	1:53.81	+ 0.67	719	26.99	55.87	1:25.10
34.	Max Tambling	(99)	Hackney	1:54.05	+ 0.71	715	26.36	55.39	1:24.44
35.	Regan Lloyd	(97)	teamipswich	1:54.57	+ 0.92	705	26.52	54.88	1:24.00
36.	Lewis Kerrod	(00)	Co Leicester	1:54.73	+ 0.99	702	26.03	55.28	1:25.06
37.	Angus Barr	(98)	UniOfStirl	1:54.84	+ 0.73	700	26.50	54.78	1:24.28
38.	Samuel Osborne	(01)	Co Birm'ham	1:55.06	+ 0.92	696	27.19	55.87	1:25.49
39.	Ben Stanford	(99)	Co Birm'ham	1:55.10	+ 0.66	695	26.72	55.53	1:25.54
40.	William Foster	(00)	Co Derby	1:55.34	+ 0.71	691	27.48	56.66	1:26.06
41.	Matthew George	(00)	Co Salford	1:55.49	+ 0.73	688	26.42	55.27	1:24.86
42.	Jack Watson	(99)	Aberdeen Per	1:55.71	+ 0.71	684	26.87	56.52	1:26.61
43.	Jordan Hughes	(96)	UniOfStirl	1:55.77	+ 0.60	683	25.71	54.05	1:24.37
44.	Nathan Wells	(99)	Ellesmere Co	1:55.86	+ 0.75	682	26.69	55.71	1:25.78
45.	Jamie Scholes	(00)	Co Peterboro	1:55.92	+ 0.74	681	26.44	55.96	1:26.08
46.	Ryan Retson	(00)	F.I.R.S.T.	1:55.99	+ 0.79	680	27.12	56.70	1:26.14
47.	Mason Wilby	(99)	Loughboro Un	1:56.21	+ 0.67	676	26.47	55.58	1:24.87
47.	Samuel Crabtree	(99)	Thanet Swim	1:56.21	+ 0.67	676	26.11	56.15	1:26.20
49.	James Wilks	(99)	Leatherhead	1:56.88	+ 0.66	664	26.85	56.07	1:25.97
50.	Declan Hall	(99)	Wigan BEST	1:57.10	+ 0.62	660	26.39	55.01	1:25.62
51.	Joel Thompson	(01)	Shiverers	1:59.48	+ 0.74	622	27.55	57.64	1:28.78
52.	Rory Huggins	(99)	Havant & Wat	2:03.04	+ 0.73	569	27.66	58.62	1:31.00
	Ryan Gordon	(99)	Co Derby		DNC				
	Casey Barrett	(99)	Royal Wolv		DNC				
	Thomas Dean	(00)	Maidenhead		DNC				
	Scott McLay	(99)	Perth City		DNC				
	Nathan Hughes	(00)	Loughboro Un		DNC				
	Brodie Williams	(99)	Millfield		DNC				
	Archie Goodburn	(01)	Warrander Ba		DQ				

Funding Partner

Official Partner

Official Suppliers

Endorsed Product

Host City and Venue



Marketing Sheffield



## Day 6 23 April 2017 Heat Results

### EVENT 602 Womens Open 100m Breaststroke

#### Open Age Group - Full Results

Place	Name	YoB	Club	Time	R.T.	FINA Pt	50
1.	Siobhan-Marie O'Connor	(95)	Bath Univ	1:06.91	A + 0.70	889	31.64
2.	Imogen Clark	(99)	Loughboro Un	1:07.76	A + 0.77	856	30.99
3.	Sarah Vasey	(96)	Loughboro Un	1:07.92	A + 0.68	850	31.44
4.	Jocelyn Ulyett	(95)	Loughboro Un	1:08.36	A + 0.79	834	32.30
5.	Chloe Tutton	(96)	Co Cardiff	1:08.70	A + 0.71	821	32.31
6.	Georgina Evans	(96)	Co Liverpool	1:09.29	A + 0.85	801	33.12
7.	Corrie Scott	(93)	Edinburgh Un	1:09.36	A + 0.69	798	32.29
8.	Molly Renshaw	(96)	Loughboro Un	1:09.54	A + 0.79	792	33.00
9.	Annabel Guye-Johnson	(00)	RTW Monson	1:09.70	RJ + 0.74	786	32.87
10.	Kara Hanlon	(97)	Edinburgh Un	1:09.74	RT + 0.82	785	32.13
11.	Katie Matts	(98)	Stockport Mo	1:09.78	T + 0.71	784	32.84
12.	Kathryn Johnstone	(90)	Edinburgh Un	1:09.99	+ 0.71	777	32.32
13.	Hannah Miley	(89)	Aberdeen Per	1:10.31	+ 0.68	766	33.28
14.	Beth Aitchison	(97)	Loughboro Un	1:10.41	T + 0.67	763	32.66
15.	Bethan Sloan	(96)	Co Cardiff	1:10.42	+ 0.69	763	33.68
16.	Megan Morrison	(98)	Loughboro Un	1:10.78	T + 0.79	751	33.36
17.	Rebecca Clynes	(02)	Co Leeds	1:10.81	J + 0.72	750	34.14
18.	Angharad Evans	(03)	West Suffolk	1:10.89	J + 0.76	747	33.34
19.	Katie Robertson	(01)	Sth Ayrshire	1:11.11	J + 0.71	741	32.95
20.	Laura Kinley	(96)	Loughboro Un	1:11.32	+ 0.73	734	33.13
21.	Grace Gilroy	(97)	Loughboro Un	1:11.37	T + 0.70	732	34.41
22.	Orla Adams	(95)	Aberdeen Per	1:11.40	+ 0.76	732	33.38
23.	Emily Jones	(95)	Edinburgh Un	1:11.58	+ 0.81	726	34.22
24.	Amy Bell	(00)	Co Sheffield	1:11.64	J + 0.67	724	33.68
25.	Rachel Taylor	(00)	Co Sund'land	1:11.66	J + 0.99	724	32.97
26.	Rachael Wilson	(88)	Derwentside	1:11.77	+ 0.83	720	33.39
27.	Hayley Monteith	(94)	Edinburgh Un	1:11.94	+ 0.72	715	33.44
28.	Emily Lawrence	(01)	Preston	1:11.96	J + 0.74	715	33.81
29.	Olivia White	(95)	Edinburgh Un	1:12.00	+ 0.72	713	34.44
30.	Rosanna Arnold	(00)	Thanet Swim	1:12.41	J + 0.77	701	34.21
31.	Rebecca Burton	(98)	Co Peterboro	1:12.42	T + 0.83	701	33.19
32.	Rebecca Kamau	(99)	Co Birm'ham	1:12.55	+ 0.99	697	33.89
33.	Tatiana Belonogoff	(01)	Guildford Ct	1:12.75	+ 0.85	692	33.87
33.	Sarah Tripp	(98)	Guildford Ct	1:12.75	T + 0.67	692	33.59
35.	Anna Doughy	(99)	Bolton Metro	1:13.06	T + 0.98	683	33.86
36.	Emily Wood	(99)	Co Oxford	1:13.09	T + 0.82	682	34.22
37.	Keelan Fitton	(00)	Bo Kirklees	1:13.15	+ 0.85	680	34.35
38.	Aiyana Lawson	(01)	Co Milton K	1:13.21	+ 0.80	679	34.52
39.	Maia Hall	(02)	Loftus Dol	1:13.22	+ 0.71	678	34.32
40.	Lucy Bean	(97)	Loughboro Un	1:13.40	+ 0.76	673	34.01
41.	Niamh Robinson	(99)	Mt Kelly	1:13.47	+ 0.80	671	34.24
42.	Amy Hodgson	(00)	Guildford Ct	1:13.60	+ 0.68	668	35.21
43.	Ailsa McDonald	(01)	Northampton	1:13.72	+ 0.90	665	34.41
44.	Amelia Monaghan	(02)	Co Peterboro	1:13.83	+ 0.64	662	34.88
44.	Lucy Ross	(02)	Eastkilbride	1:13.83	+ 0.77	662	34.97
46.	Laura Hawkins	(00)	Royal Wolv	1:13.95	+ 0.70	658	34.77
47.	Layla Black	(00)	Co Leeds	1:14.03	+ 0.72	656	34.89
48.	Chloe Edrich	(99)	Street	1:14.06	+ 0.73	655	34.34
49.	Keira Frosdick	(02)	West Norfolk	1:14.12	+ 0.65	654	34.19
50.	Olivia Herron	(04)	Stockport Mo	1:14.15	+ 0.80	653	34.83
51.	Charlotte Rigg	(02)	Co Birm'ham	1:14.32	+ 0.75	649	35.59
52.	Maia Little	(00)	Co Oxford	1:14.40	+ 0.97	647	35.04
52.	Natasha Fenton	(02)	Co Oxford	1:14.40	+ 0.82	647	35.35
54.	Lily Booker	(01)	Co Bristol	1:14.57	+ 0.82	642	34.74
55.	Alicia Gallagher	(01)	TauntonDeane	1:14.62	+ 0.72	641	34.60
56.	Shauna Johnson	(00)	Newcastle	1:14.68	+ 0.90	639	34.24
57.	Elizabeth Kingham	(02)	Co Birm'ham	1:14.76	+ 0.77	637	35.40
58.	Courtney Smith	(00)	Co Leicester	1:14.79	+ 0.63	636	35.08
59.	Ellie Reilly	(03)	Heart Of Mid	1:14.80	+ 0.76	636	35.12
60.	Anyia Reed	(00)	F.I.R.S.T.	1:14.91	+ 0.76	633	34.57
61.	Eleanor Cowan	(02)	Wycombe Dist	1:14.97	+ 0.70	632	34.90
62.	Miranda Bower	(00)	Burnley BOBC	1:15.01	+ 0.79	631	35.72
63.	Jessica Carroll	(01)	Yeovil	1:15.18	+ 0.77	627	35.17
64.	Grace Gidman	(02)	Wirral Metro	1:15.27	+ 0.73	624	35.40
65.	Eva Vicary	(00)	Co Coventry	1:15.54	+ 0.77	618	35.28
66.	Sophia Wilson	(01)	Millfield	1:15.60	+ 0.82	616	35.13
67.	Hannah Sheehan	(01)	Wigan BEST	1:15.67	+ 0.75	614	35.45
68.	Molly Lee	(01)	West Norfolk	1:15.68	+ 0.77	614	35.30
69.	Laura Copping	(00)	Hatfield	1:15.72	+ 0.69	613	35.17
70.	Daria Poma Kostik	(01)	Maidenhead	1:15.83	+ 0.98	611	35.51
71.	Kayla Van Der Merwe	(02)	Bourmth Coll	1:15.86	+ 0.72	610	35.47
72.	Charlotte Hulme	(02)	Co Manch Aq	1:16.21	+ 0.70	602	35.63
73.	Bethany Walker	(00)	Co Lincoln P	1:16.57	+ 0.62	593	35.64

Funding Partner

Official Partner

Official Suppliers

Endorsed Product

Host City and Venue



Marketing Sheffield



**Day 6 23 April 2017 Heat Results**

***EVENT 602 Womens Open 100m Breaststroke***

74. Zoe Macdonald	(00)	Milngavie &B	1:16.93	+ 0.69	585	35.80
75. Morgan Penney	(00)	Mt Kelly	1:17.26	+ 0.70	577	35.39
Alicia Wilson	(00)	Guildford Ct	DNC			
Cerys Coley	(99)	Co Newport	DNC			

Funding Partner



Official Partner



Official Suppliers



Endorsed Product



Host City and Venue

Marketing Sheffield





Day 6 23 April 2017 Heat Results

**EVENT 603 Mens Open 200m Backstroke**

**Open Age Group - Full Results**

Place	Name	YoB	Club	Time	R.T.	FINA Pt	50	100	150
1.	Luke Greenbank	(97)	Loughboro Un	1:57.99	A + 0.70	853	27.35	56.95	1:27.21
2.	Callum Barrett	(94)	Loughboro Un	2:00.16	A + 0.69	808	28.09	58.21	1:29.19
3.	Xavier Mohammed	(90)	Co Cardiff	2:00.39	A + 0.69	803	27.70	57.91	1:29.02
4.	Joseph Hulme	(97)	Bath Univ	2:00.96	A + 0.70	792	28.40	58.54	1:28.83
5.	Craig McNally	(92)	Co Glasgow	2:01.31	A + 0.66	785	28.89	59.90	1:31.17
6.	Jay Lelliott	(95)	Bath Univ	2:01.35	A + 0.85	784	28.74	59.51	1:30.28
7.	Daniel Cross	(97)	Loughboro Un	2:01.89	A + 0.68	774	28.16	58.82	1:30.36
8.	Perry Gardner	(97)	Plymouth Lea	2:02.37	A + 0.69	765	28.45	59.14	1:31.04
9.	James McFadzen	(99)	Wycombe Dist	2:02.49	RJ + 0.70	762	28.35	59.30	1:30.27
10.	Daniel Hall	(98)	Loughboro Un	2:02.87	RT + 0.60	755	28.67	59.35	1:30.72
11.	Brodie Williams	(99)	Millfield	2:02.91	J + 0.70	755	28.42	59.66	1:31.13
12.	Jack Warren-Ballard	(95)	UniOfStirl	2:03.87	+ 0.66	737	28.87	1:00.18	1:31.86
13.	Charlie Hutchison	(02)	Ellesmere Co	2:04.59	J + 0.68	724	29.64	1:00.96	1:32.82
14.	Jacob Greenow	(99)	TauntonDeane	2:04.65	J + 0.70	723	29.06	1:00.09	1:32.50
15.	Ioan Evans	(02)	Co Cardiff	2:05.11	J + 0.70	715	29.29	1:01.25	1:33.10
16.	William Gayne	(99)	Nova Cent'n	2:05.89	J + 0.59	702	29.13	1:00.46	1:32.63
17.	Jamie Scholes	(00)	Co Peterboro	2:05.90	J + 0.85	702	28.87	1:00.63	1:33.09
18.	Matthew George	(00)	Co Salford	2:05.91	J + 0.78	702	29.68	1:01.47	1:33.62
19.	Alastair Miley	(94)	Aberdeen Per	2:05.94	+ 0.59	701	29.25	1:01.14	1:33.82
20.	Benjamin Staig	(99)	Mt Kelly	2:06.21	+ 0.69	697	29.35	1:01.23	1:33.67
21.	Thomas Thornley	(99)	Millfield	2:06.41	+ 0.69	694	28.93	1:00.44	1:33.02
22.	Michael Rees	(00)	Sutton Cheam	2:06.50	+ 0.67	692	28.96	1:00.65	1:33.56
23.	Marcus Dey	(01)	Co Salford	2:06.58	+ 0.73	691	29.69	1:01.70	1:34.14
24.	Jack Shillinglaw	(99)	Ellesmere Co	2:06.61	+ 0.85	690	29.08	1:01.21	1:34.51
25.	Finn Linton	(99)	Mt Kelly	2:06.89	+ 0.67	686	29.69	1:01.38	1:33.61
26.	Nicholas Pyle	(00)	Newcastle	2:06.96	+ 0.69	685	28.93	1:00.89	1:33.82
27.	Scott Gibson	(00)	Eastkilbride	2:07.11	+ 0.69	682	28.58	1:01.00	1:34.83
28.	Charlie Brown	(01)	Co Sheffield	2:07.52	+ 0.68	676	29.46	1:01.66	1:34.40
29.	James Eddy	(00)	Wycombe Dist	2:07.78	+ 0.69	671	29.34	1:01.19	1:33.78
30.	Ben Harrison	(00)	Mt Kelly	2:07.79	+ 0.78	671	30.24	1:02.71	1:35.84
31.	Nathan McCleave	(01)	Dorking	2:08.16	+ 0.67	665	28.74	1:01.33	1:34.56
32.	Joseph Small	(00)	Ellesmere Co	2:08.29	+ 0.70	663	28.87	1:01.03	1:34.62
33.	Myles Stirk	(00)	Co Leeds	2:08.44	+ 0.85	661	29.38	1:01.79	1:34.91
34.	Adam Wilson	(01)	Newcastle	2:08.89	+ 0.85	654	29.74	1:02.19	1:35.69
35.	Adam Wilkes	(00)	Co Leicester	2:09.59	+ 0.67	644	29.70	1:01.59	1:35.04
36.	George Leaman	(99)	Clevedon	2:09.61	+ 0.67	643	29.23	1:01.52	1:35.36
37.	Thomas Clare	(01)	teamipswich	2:09.74	+ 0.69	641	29.25	1:02.40	1:36.26
38.	Lucas Williams	(99)	Rugby	2:09.84	+ 0.69	640	29.52	1:02.24	1:36.48
39.	Bryce Puszet	(99)	Camden Swiss	2:09.92	+ 0.63	639	30.09	1:02.63	1:36.39
40.	Tom Gambold	(00)	Millfield	2:10.35	+ 0.70	632	29.78	1:01.64	1:35.39
41.	Samuel Pease	(99)	Basildon Ph	2:10.83	+ 0.73	626	30.00	1:03.02	1:36.95
	Max Jameson	(00)	Thanet Swim	DQ					

Funding Partner

Official Partner

Official Suppliers

Endorsed Product

Host City and Venue



Marketing Sheffield



## Day 6 23 April 2017 Heat Results

### ***EVENT 604 Womens Open 100m Butterfly***

#### **Open Age Group - Full Results**

Place	Name	YoB	Club	Time	R.T.	FINA Pt	50
1.	Alys Thomas	(90)	Swansea Aq	58.49	A + 0.70	860	27.50
2.	Rachael Kelly	(94)	Loughboro Un	58.54	A + 0.67	858	27.62
3.	Charlotte Atkinson	(96)	Loughboro Un	58.55	A + 0.69	858	27.39
4.	Siobhan-Marie O'Connor	(95)	Bath Univ	59.81	A + 0.77	805	27.97
5.	Laura Stephens	(99)	Plymouth Lea	1:00.13	A + 0.64	792	28.18
6.	Emily Large	(01)	Newcastle	1:00.30	A + 0.81	785	28.41
7.	Harriet West	(97)	Loughboro Un	1:00.31	A + 0.77	785	28.21
8.	Harriet Jones	(97)	Co Cardiff	1:00.82	A + 0.98	765	28.61
9.	Isabel Spinley	(00)	Deepings	1:00.93	RJ + 0.64	761	28.62
10.	Raquel Matos	(96)	Edinburgh Un	1:01.02	R + 0.56	758	28.23
11.	Keanna Macinnes	(01)	Heart Of Mid	1:01.18	J + 0.56	752	28.67
12.	Tain Bruce	(98)	Edinburgh Un	1:01.40	T + 0.70	744	28.77
13.	Alicia Wilson	(00)	Guildford Ct	1:01.48	J + 0.75	741	28.91
14.	Kirsty Simpson	(96)	Aberdeen Per	1:01.60	+ 0.75	736	28.76
15.	Pia Murray	(02)	Ellesmere Co	1:01.74	J + 0.69	731	28.63
16.	Isobel Grant	(98)	Co Sheffield	1:01.80	T + 0.75	729	28.89
16.	Ciara Schlosshan	(01)	Co Leeds	1:01.80	J + 0.69	729	28.82
18.	Holly Hibbott	(99)	Stockport Mo	1:01.93	T + 0.82	725	28.81
19.	Anna Cheesbrough	(93)	Loughboro Un	1:01.94	+ 0.74	724	29.21
20.	Amelia Clynes	(99)	Co Leeds	1:02.15	T + 0.66	717	28.82
21.	Caitlin Hubbard	(01)	Co Birm'ham	1:02.16	J + 0.74	717	29.24
22.	Nikki Miller	(00)	Eastkilbride	1:02.44	J + 0.70	707	29.26
23.	Jasmine McCrea	(01)	Poole	1:02.46	J + 0.96	706	29.37
24.	Maisie Elliott	(03)	Co Leicester	1:02.47	+ 0.79	706	29.21
25.	Georgia-Mae Hohmann	(94)	Co Cardiff	1:02.50	+ 0.78	705	29.19
26.	Tori Sopp	(00)	Wirral Metro	1:02.52	+ 0.72	704	29.22
27.	Orla Dyer	(99)	Co Sheffield	1:02.60	T + 0.68	702	28.99
28.	Isabel Jones	(00)	Millfield	1:02.63	+ 0.78	701	29.51
29.	Ellinor Southward	(01)	Ellesmere Co	1:02.65	+ 0.81	700	29.49
30.	Shannon Stott	(00)	Hatfield	1:02.87	+ 0.99	693	28.96
31.	Sophie Yendell	(02)	Co Derby	1:03.03	+ 0.81	687	28.78
32.	Katelyn Bergin	(01)	Stockport Mo	1:03.04	+ 0.84	687	29.43
33.	Emma Day	(97)	Loughboro Un	1:03.16	T + 0.99	683	29.21
34.	Abby Jackson	(01)	Crawley	1:03.17	+ 0.68	683	29.07
35.	Emily Jones	(95)	Edinburgh Un	1:03.20	+ 0.73	682	29.59
36.	Anna Fleming	(00)	Co Glasgow	1:03.24	+ 0.76	681	28.85
37.	Kaylee Dekker	(02)	Mt Kelly	1:03.28	+ 0.74	679	29.26
38.	Emma Harvey	(01)	Millfield	1:03.30	+ 0.85	679	28.87
39.	Yasmin Perry	(01)	Aberdeen Per	1:03.33	+ 0.66	678	28.57
40.	Daisy Anderson	(01)	Thanet Swim	1:03.34	+ 0.76	677	29.39
41.	Lauren Mills	(97)	UniOfStirl	1:03.36	T + 0.68	677	29.36
42.	Elizabeth Harris	(00)	Stockport Mo	1:03.49	+ 0.70	673	29.42
43.	Megan Allison	(02)	Co Newport	1:03.50	+ 0.83	672	29.76
44.	Rosie Morgan	(03)	Aberdeen Per	1:03.59	+ 0.71	669	29.80
45.	Elena Morgan	(02)	Nofio Clwyd	1:03.60	+ 0.70	669	30.04
46.	Rebecca Pearson	(02)	Stockport Mo	1:03.76	+ 0.79	664	29.91
46.	Debbie Cocking	(01)	Rotherham Mo	1:03.76	+ 0.79	664	29.53
48.	Emma Rowson	(00)	Stockport Mo	1:03.80	+ 0.99	663	29.64
49.	Spencer Williams	(00)	Brompton	1:03.83	+ 0.72	662	29.81
50.	Martyna Ruzskowska	(01)	Swim Gwynedd	1:03.84	+ 0.80	662	29.42
51.	Molly Robinson	(00)	Guildford Ct	1:03.89	+ 0.79	660	29.37
52.	Bailie Harrison	(00)	Deepings	1:03.96	+ 0.73	658	30.19
53.	Kayleigh Parker	(00)	Street	1:03.97	+ 0.71	658	29.52
54.	Katie Laybourn	(01)	Hartlepool	1:03.98	+ 0.74	657	29.41
55.	Jane Brown	(00)	Newcastle	1:04.12	+ 0.75	653	29.45
56.	Gaia Alcaras	(02)	Aberdeen Per	1:04.21	+ 0.72	650	29.84
57.	Emily Keays	(00)	Co Salford	1:04.49	+ 0.63	642	30.16
58.	Ciara Morris	(02)	Co Cardiff	1:05.07	+ 0.74	625	29.16
59.	Tegan Drew	(00)	Plymouth Lea	1:05.13	+ 0.68	623	30.14
60.	Jessica Podger	(01)	Co Bristol	1:05.30	+ 0.72	618	30.62
61.	Amie Philpot	(02)	teamipswich	1:05.98	+ 0.98	599	29.80
62.	Rebecca Fisher	(01)	Co Leeds	1:06.28	+ 0.66	591	30.53
63.	Eleanor Cowan	(02)	Wycombe Dist	1:06.54	+ 0.79	584	30.68
	Anna Newlands	(98)	Edinburgh Un	DNC			
	Candice Hall	(97)	Loughboro Un	DNC			

Funding Partner

Official Partner

Official Suppliers

Endorsed Product

Host City and Venue



Marketing Sheffield



**Day 6 23 April 2017 Heat Results**

***EVENT 606 Womens Open 1500m Freestyle***

Full Results

Place	Name	YoB	Club	Time	R.T.	FINA Pt					
1.	Danielle Huskisson	(93)	UniOfStirl	16:24.33	+ 0.75	831					
	50m 31.08	100m 1:03.58	150m 1:36.49	200m 2:09.51	250m 2:42.59	300m 3:15.61	350m 3:48.64	400m 4:21.78			
	31.08	32.50	32.91	33.02	33.08	33.02	33.03	33.14			
	450m 4:54.93	500m 5:28.34	550m 6:00.86	600m 6:33.62	650m 7:06.36	700m 7:39.24	750m 8:12.08	800m 8:44.86			
	33.15	33.41	32.52	32.76	32.74	32.88	32.84	32.78			
	850m 9:17.74	900m 9:50.85	950m 10:23.78	1000m 10:56.60	1050m 11:29.39	1100m 12:02.36	1150m 12:35.25	1200m 13:08.18			
	32.88	33.11	32.93	32.82	32.79	32.97	32.89	32.93			
	1250m 13:41.20	1300m 14:14.05	1350m 14:47.16	1400m 15:20.16	1450m 15:52.86	1500m 16:24.33					
	33.02	32.85	33.11	33.00	32.70	31.47					
2.	Alice Dearing	(97)	Loughboro Un	16:51.63	+ 0.76	765					
	50m 31.52	100m 1:04.90	150m 1:38.31	200m 2:11.75	250m 2:45.60	300m 3:18.96	350m 3:52.53	400m 4:26.03			
	31.52	33.38	33.41	33.44	33.85	33.36	33.57	33.50			
	450m 4:59.93	500m 5:33.79	550m 6:07.27	600m 6:40.89	650m 7:14.72	700m 7:48.58	750m 8:22.32	800m 8:55.92			
	33.90	33.86	33.48	33.62	33.83	33.86	33.74	33.60			
	850m 9:30.19	900m 10:04.12	950m 10:38.13	1000m 11:11.90	1050m 11:46.03	1100m 12:20.40	1150m 12:54.20	1200m 13:28.51			
	34.27	33.93	34.01	33.77	34.13	34.37	33.80	34.31			
	1250m 14:03.01	1300m 14:37.10	1350m 15:11.21	1400m 15:45.49	1450m 16:18.93	1500m 16:51.63					
	34.50	34.09	34.11	34.28	33.44	32.70					
3.	Nikki Miller	(00)	Eastkilbride	17:07.20	+ 0.75	731					
	50m 31.36	100m 1:05.76	150m 1:39.78	200m 2:14.26	250m 2:48.02	300m 3:21.94	350m 3:55.70	400m 4:29.63			
	31.36	34.40	34.02	34.48	33.76	33.92	33.76	33.93			
	450m 5:03.44	500m 5:37.53	550m 6:11.57	600m 6:45.98	650m 7:19.70	700m 7:53.85	750m 8:27.82	800m 9:02.20			
	33.81	34.09	34.04	34.41	33.72	34.15	33.97	34.38			
	850m 9:36.30	900m 10:10.94	950m 10:45.28	1000m 11:20.09	1050m 11:54.58	1100m 12:29.49	1150m 13:04.23	1200m 13:39.27			
	34.10	34.64	34.34	34.81	34.49	34.91	34.74	35.04			
	1250m 14:13.98	1300m 14:49.15	1350m 15:24.12	1400m 15:59.63	1450m 16:33.76	1500m 17:07.20					
	34.71	35.17	34.97	35.51	34.13	33.44					
4.	Leah Crisp	(01)	Co Leeds	17:15.09	+ 0.98	714					
	50m 31.71	100m 1:05.67	150m 1:39.95	200m 2:14.03	250m 2:48.21	300m 3:21.96	350m 3:55.73	400m 4:29.98			
	31.71	33.96	34.28	34.08	34.18	33.75	33.77	34.25			
	450m 5:04.00	500m 5:37.90	550m 6:11.92	600m 6:46.38	650m 7:21.00	700m 7:55.73	750m 8:30.13	800m 9:04.82			
	34.02	33.90	34.02	34.46	34.62	34.73	34.40	34.69			
	850m 9:39.60	900m 10:14.84	950m 10:50.02	1000m 11:24.97	1050m 11:59.77	1100m 12:35.44	1150m 13:10.94	1200m 13:45.86			
	34.78	35.24	35.18	34.95	34.80	35.67	35.50	34.92			
	1250m 14:21.11	1300m 14:56.24	1350m 15:31.32	1400m 16:06.38	1450m 16:41.28	1500m 17:15.09					
	35.25	35.13	35.08	35.06	34.90	33.81					
5.	Rose Foden	(99)	Northampton	17:26.83	+ 0.71	690					
	50m 31.80	100m 1:06.05	150m 1:40.63	200m 2:15.46	250m 2:49.98	300m 3:24.83	350m 3:59.86	400m 4:35.03			
	31.80	34.25	34.58	34.83	34.52	34.85	35.03	35.17			
	450m 5:10.10	500m 5:45.50	550m 6:20.37	600m 6:55.52	650m 7:30.74	700m 8:05.60	750m 8:40.60	800m 9:15.55			
	35.07	35.40	34.87	35.15	35.22	34.86	35.00	34.95			
	850m 9:50.72	900m 10:25.72	950m 11:00.71	1000m 11:35.63	1050m 12:10.61	1100m 12:45.81	1150m 13:20.89	1200m 13:56.03			
	35.17	35.00	34.99	34.92	34.98	35.20	35.08	35.14			
	1250m 14:31.30	1300m 15:06.60	1350m 15:42.11	1400m 16:17.57	1450m 16:52.80	1500m 17:26.83					
	35.27	35.30	35.51	35.46	35.23	34.03					
	Phoebe Griffiths	(00)	Ellesmere Co	DNC							
	Camilla Hattersley	(95)	Co Glasgow	DNC							

	Funding Partner 	Official Partner 	Official Suppliers 	Endorsed Product 	Host City and Venue 
---	--	---	---	---	--

Day 6 23 April 2017 Heat Results

**EVENT 605 Mens Open 50m Butterfly**

**Open Age Group - Full Results**

Place	Name	YoB	Club	Time	R.T.	FINA Pt
1.	Benjamin Proud	(94)	Plymouth Lea	A 23.60	+ 0.66	858
2.	Adam Barrett	(92)	Loughboro Un	A 23.81	+ 0.67	836
3.	Adam Taylor	(96)	Co Sund'land	A 24.32	+ 0.68	784
4.	Calum Bain	(96)	UniOfStirl	24.36	+ 0.71	780
5.	Sean Campsie	(94)	Co Glasgow	A 24.42	+ 0.73	774
6.	Alasdair Wright	(97)	Loughboro Un	A 24.64	+ 0.73	754
7.	Brian O'Sullivan	(95)	Loughboro Un	24.69	+ 0.65	749
8.	Alexander Bowen	(95)	Loughboro Un	A 24.73	+ 0.61	746
9.	Jacob Peters	(00)	Poole	A 24.76	+ 0.65	743
10.	Robert Fannon	(95)	Plymouth Lea	A 24.84	+ 0.54	736
11.	Thomas Sinclair	(98)	Bath Univ	T 24.89	+ 0.62	731
11.	Greg Watson	(95)	Edinburgh Un	R 24.89	+ 0.60	731
13.	Robert Bryce	(94)	Aberdeen Dol	25.06	+ 0.68	717
13.	Max McCusker	(99)	Millfield	J 25.06	+ 0.63	717
15.	Lewis Burras	(00)	Southport	J 25.09	+ 0.75	714
16.	Kieran McGuckin	(90)	Edinburgh Un	25.11	+ 0.62	712
17.	Rory Huggins	(99)	Havant & Wat	J 25.14	+ 0.74	710
17.	Lewis Fraser	(00)	Swansea Aq	J 25.14	+ 0.64	710
17.	Dominic Wooldridge	(95)	Exeter City	25.14	+ 0.62	710
20.	James McFadzen	(99)	Wycombe Dist	J 25.15	+ 0.68	709
21.	Cameron Brooks-Clarke	(99)	Co Sheffield	J 25.18	+ 0.65	706
22.	Sam Dailley	(01)	Plymouth Lea	J 25.23	+ 0.62	702
23.	Thomas Beeley	(99)	Aberdeen Per	J 25.26	+ 0.61	700
24.	Matthew Domville	(97)	Warrington W	T 25.31	+ 0.66	696
25.	Conor Munn	(95)	Loughboro Un	25.38	+ 0.65	690
26.	Leon Berchie	(97)	Hillingdon	T 25.42	+ 0.66	687
27.	Rory Butcher	(95)	Loughboro Un	25.55	+ 0.62	676
28.	Daniel Austin	(99)	Co Salford	25.58	+ 0.74	674
29.	Iestyn Cole	(99)	Plymouth Lea	25.63	+ 0.66	670
30.	Ben Roberts	(97)	Wolv'hampton	T 25.70	+ 0.75	664
31.	Ben Hooper	(00)	Bo Of Harrow	25.80	+ 0.70	657
31.	James Brinkley	(93)	Bromley	25.80	+ 0.63	657
33.	Harry Stacey	(00)	Shiverers	25.91	+ 0.65	648
34.	Alisdair Stout	(00)	Co Manch Aq	25.96	+ 0.70	645
35.	Luke Hollingsworth	(99)	Amersham	25.98	+ 0.69	643
36.	Daniel Morley	(01)	Derwentside	26.02	+ 0.59	640
37.	Lewis Kerrod	(00)	Co Leicester	26.12	+ 0.68	633
38.	Adam Kirkwood	(99)	N Ayrshire	26.14	+ 0.66	631
39.	Benjamin Martin	(00)	Pioneer 79	26.21	+ 0.68	626
40.	Mark Laing	(99)	Halesowen	26.22	+ 0.63	626
41.	Harry Maishman	(99)	Maxwell	26.24	+ 0.67	624
42.	Adam Metcalf	(01)	Ellesmere Co	26.36	+ 0.61	616
43.	David Shipman	(00)	Potters Bar	26.43	+ 0.63	611
44.	Thomas Downs	(99)	Exeter City	26.47	+ 0.64	608
45.	Alex Mason	(01)	Chester Le S	26.51	+ 0.65	605
46.	Simon Newton	(99)	Maidstone	26.59	+ 0.75	600
47.	Andrew Raine	(99)	Halifax	26.62	+ 0.63	598
48.	Benjamin Staig	(99)	Mt Kelly	26.65	+ 0.66	596
	Thomas Fannon	(98)	Plymouth Lea	DNC		
	Scott McLay	(99)	Perth City	DNC		

Funding Partner

Official Partner

Official Suppliers

Endorsed Product

Host City and Venue



Marketing Sheffield



## Day 6 23 April 2017 Finals Results

### ***EVENT 651 FINAL OF EVENT 605 Mens Junior 50m Butterfly***

Full Results

Place	Name	YoB	Club	Time	R.T.	FINA Pt
1.	Cameron Brooks-Clarke	(99)	Co Sheffield	24.77	+ 0.74	742
2.	Lewis Burras	(00)	Southport	24.82	+ 0.69	738
3.	Max McCusker	(99)	Millfield	24.97	+ 0.65	724
4.	Lewis Fraser	(00)	Swansea Aq	24.99	+ 0.63	723
5.	Sam Dailley	(01)	Plymouth Lea	25.19	+ 0.61	705
6.	Rory Huggins	(99)	Havant & Wat	25.28	+ 0.73	698
7.	Thomas Beeley	(99)	Aberdeen Per	25.35	+ 0.59	692

### ***EVENT 652 FINAL OF EVENT 605 Mens Target Tokyo 50m Butterfly***

Full Results

Place	Name	YoB	Club	Time	R.T.	FINA Pt
1.	Matthew Domville	(97)	Warrington W	24.91	+ 0.65	730
2.	Thomas Sinclair	(98)	Bath Univ	25.00	+ 0.64	722
3.	Leon Berchie	(97)	Hillingdon	25.16	+ 0.65	708
	Ben Roberts	(97)	Wolv'hampton	DNC		

### ***EVENT 653 FINAL OF EVENT 605 Mens Open 50m Butterfly***

Full Results

Place	Name	YoB	Club	Time	R.T.	FINA Pt
1.	Benjamin Proud	(94)	Plymouth Lea	22.80GBR	+ 0.64	952
2.	Adam Barrett	(92)	Loughboro Un	23.52	+ 0.63	867
3.	Robert Fannon	(95)	Plymouth Lea	24.28	+ 0.64	788
4.	Sean Campsie	(94)	Co Glasgow	24.33	+ 0.67	783
5.	Alasdair Wright	(97)	Loughboro Un	24.34	+ 0.73	782
6.	Adam Taylor	(96)	Co Sund'land	24.41	+ 0.69	775
7.	Alexander Bowen	(95)	Loughboro Un	24.56	+ 0.62	761
8.	Jacob Peters	(00)	Poole	24.91	+ 0.66	730

Funding Partner



Official Partner



Official Suppliers



Endorsed Product



Host City and Venue

Marketing Sheffield



## Day 6 23 April 2017 Finals Results

### ***EVENT 654 FINAL OF EVENT 604 Womens Junior 100m Butterfly***

Full Results

Place	Name	YoB	Club	Time	R.T.	FINA Pt	50
1.	Keanna Macinnes	(01)	Heart Of Mid	59.81	+ 0.63	805	28.24
2.	Alicia Wilson	(00)	Guildford Ct	1:01.00	+ 0.74	758	28.72
3.	Ciara Schlosshan	(01)	Co Leeds	1:01.44	+ 0.95	742	28.51
4.	Pia Murray	(02)	Ellesmere Co	1:01.47	+ 0.70	741	28.95
5.	Jasmine McCrea	(01)	Poole	1:01.74	+ 0.77	731	28.79
6.	Caitlin Hubbard	(01)	Co Birm'ham	1:01.97	+ 0.76	723	28.76
7.	Nikki Miller	(00)	Eastkilbride	1:02.08	+ 0.71	719	28.65

### ***EVENT 655 FINAL OF EVENT 604 Womens Target Tokyo 100m Butterfly***

Full Results

Place	Name	YoB	Club	Time	R.T.	FINA Pt	50
1.	Amelia Clynes	(99)	Co Leeds	1:00.42	+ 0.96	780	28.96
2.	Isobel Grant	(98)	Co Sheffield	1:00.92	+ 0.79	761	28.83
3.	Tain Bruce	(98)	Edinburgh Un	1:00.96	+ 0.67	760	28.23
4.	Holly Hibbott	(99)	Stockport Mo	1:01.53	+ 0.79	739	28.93
5.	Orla Dyer	(99)	Co Sheffield	1:02.84	+ 0.74	694	28.79
	Emma Day	(97)	Loughboro Un	DNC			
	Lauren Mills	(97)	UniOfStirl	DNC			

### ***EVENT 656 FINAL OF EVENT 604 Womens Open 100m Butterfly***

Full Results

Place	Name	YoB	Club	Time	R.T.	FINA Pt	50
1.	Alys Thomas	(90)	Swansea Aq	57.85	+ 0.71	889	27.44
2.	Charlotte Atkinson	(96)	Loughboro Un	58.22	+ 0.70	872	27.46
3.	Rachael Kelly	(94)	Loughboro Un	58.41	+ 0.74	864	27.73
4.	Emily Large	(01)	Newcastle	59.54	+ 0.70	816	27.90
5.	Harriet Jones	(97)	Co Cardiff	59.96	+ 0.71	799	27.99
6.	Laura Stephens	(99)	Plymouth Lea	1:00.04	+ 0.71	795	27.78
6.	Harriet West	(97)	Loughboro Un	1:00.04	+ 0.72	795	28.23
8.	Isabel Spinley	(00)	Deepings	1:00.94	+ 0.62	761	28.54

Funding Partner

Official Partner

Official Suppliers

Endorsed Product

Host City and Venue



Marketing Sheffield



Day 6 23 April 2017 Finals Results

**EVENT 658 FINAL OF EVENT 603 Mens Target Tokyo 200m Backstroke**

Full Results

Place	Name	YoB	Club	Time	R.T.	FINA Pt	50	100	150
1.	Daniel Hall	(98)	Loughboro Un	2:03.01	+ 0.71	753	28.63	59.25	1:30.95

**EVENT 657 FINAL OF EVENT 603 Mens Junior 200m Backstroke**

Full Results

Place	Name	YoB	Club	Time	R.T.	FINA Pt	50	100	150
1.	Brodie Williams	(99)	Millfield	2:01.78	+ 0.65	776	28.31	59.20	1:30.49
2.	James McFadzen	(99)	Wycombe Dist	2:02.82	+ 0.71	756	28.54	59.48	1:31.08
3.	<b>Charlie Hutchison</b>	<b>(02)</b>	<b>Ellesmere Co</b>	<b>2:03.77GBRAG</b>	<b>+ 0.70</b>	<b>739</b>	<b>29.49</b>	<b>1:00.93</b>	<b>1:32.49</b>
4.	Jacob Greenow	(99)	TauntonDeane	2:04.43	+ 0.70	727	29.07	1:00.08	1:32.55
5.	William Gayne	(99)	Nova Cent'n	2:05.00	+ 0.63	717	29.53	1:00.76	1:32.75
6.	Jamie Scholes	(00)	Co Peterboro	2:05.18	+ 0.71	714	29.16	1:01.41	1:33.13
7.	Ioan Evans	(02)	Co Cardiff	2:05.47	+ 0.70	709	29.40	1:01.28	1:33.36
8.	Matthew George	(00)	Co Salford	2:06.77	+ 0.62	688	29.50	1:00.84	1:33.62

**EVENT 659 FINAL OF EVENT 603 Mens Open 200m Backstroke Modified**

Full Results

Place	Name	YoB	Club	Time	R.T.	FINA Pt	50	100	150
1.	Luke Greenbank	(97)	Loughboro Un	1:57.67	+ 0.69	860	27.58	57.23	1:27.45
2.	Joseph Hulme	(97)	Bath Univ	1:58.63	+ 0.97	839	28.77	59.17	1:29.21
3.	Xavier Mohammed	(90)	Co Cardiff	1:59.94	+ 0.72	812	27.89	57.84	1:28.87
4.	Daniel Cross	(97)	Loughboro Un	2:00.24	+ 0.79	806	28.18	58.77	1:29.87
5.	Craig McNally	(92)	Co Glasgow	2:00.47	+ 0.72	801	28.15	58.76	1:29.64
5.	Callum Barrett	(94)	Loughboro Un	2:00.47RD	+ 0.76	801	28.12	58.49	1:29.24
7.	Perry Gardner	(97)	Plymouth Lea	2:01.39	+ 0.74	783	28.72	59.20	1:30.75
8.	Jay Lelliott	(95)	Bath Univ	2:05.08	+ 0.80	716	28.73	59.58	1:31.43

Funding Partner



Official Partner



Official Suppliers



Endorsed Product



Host City and Venue

Marketing Sheffield



## Day 6 23 April 2017 Finals Results

### ***EVENT 660 FINAL OF EVENT 602 Womens Junior 100m Breaststroke***

Full Results

Place	Name	YoB	Club	Time	R.T.	FINA Pt	50
1.	Katie Robertson	(01)	Sth Ayrshire	1:09.69	+ 0.97	787	32.86
2.	Annabel Guye-Johnson	(00)	RTW Monson	1:10.13	+ 0.69	772	32.57
2.	<b>Angharad Evans</b>	<b>(03)</b>	<b>West Suffolk</b>	<b>1:10.13GBRAG</b>	<b>+ 0.72</b>	<b>772</b>	<b>32.62</b>
4.	Rebecca Clynes	(02)	Co Leeds	1:10.26	+ 0.76	768	33.49
5.	Amy Bell	(00)	Co Sheffield	1:10.85	+ 0.72	749	33.43
6.	Rachel Taylor	(00)	Co Sund'land	1:11.70	+ 0.80	722	33.03
7.	Rosanna Arnold	(00)	Thanet Swim	1:12.19	+ 0.74	708	34.06
8.	Emily Lawrence	(01)	Preston	1:12.97	+ 0.79	685	34.12

### ***EVENT 661 FINAL OF EVENT 602 Womens Target Tokyo 100m Breaststroke***

Full Results

Place	Name	YoB	Club	Time	R.T.	FINA Pt	50
1.	Katie Matts	(98)	Stockport Mo	1:09.12	+ 0.78	806	32.59
2.	Beth Aitchison	(97)	Loughboro Un	1:09.40	+ 0.66	797	32.45
3.	Kara Hanlon	(97)	Edinburgh Un	1:09.58	+ 0.71	791	32.35
4.	Megan Morrison	(98)	Loughboro Un	1:09.92	+ 0.98	779	32.89
5.	Grace Gilroy	(97)	Loughboro Un	1:10.88	+ 0.74	748	33.38
6.	Rebecca Burton	(98)	Co Peterboro	1:11.55	+ 0.76	727	33.49
7.	Anna Doughty	(99)	Bolton Metro	1:12.88	+ 0.75	688	33.64
8.	Sarah Tripp	(98)	Guildford Ct	1:13.88	+ 0.68	660	34.58

### ***EVENT 662 FINAL OF EVENT 602 Womens Open 100m Breaststroke***

Full Results

Place	Name	YoB	Club	Time	R.T.	FINA Pt	50
1.	Sarah Vasey	(96)	Loughboro Un	1:06.78	+ 0.67	894	31.10
2.	Siobhan-Marie O'Connor	(95)	Bath Univ	1:06.80	+ 0.66	893	31.46
3.	Jocelyn Ulyett	(95)	Loughboro Un	1:07.24	+ 0.93	876	31.84
4.	Chloe Tutton	(96)	Co Cardiff	1:07.76	+ 0.73	856	31.98
5.	Imogen Clark	(99)	Loughboro Un	1:07.84	+ 0.79	853	30.73
6.	Molly Renshaw	(96)	Loughboro Un	1:08.20	+ 0.72	840	32.50
7.	Corrie Scott	(93)	Edinburgh Un	1:09.10	+ 0.68	807	31.82
8.	Georgina Evans	(96)	Co Liverpool	1:09.17	+ 0.76	805	32.53

Funding Partner



Official Partner



Official Suppliers



Endorsed Product



Host City and Venue

Marketing Sheffield





## Day 6 23 April 2017 Finals Results

### ***EVENT 663 FINAL OF EVENT 601 Mens Junior 200m Freestyle***

Full Results

Place	Name	YoB	Club	Time	R.T.	FINA Pt	50	100	150
1.	Elliot Clogg	(99)	Co Sheffield	1:49.37	+ 0.68	811	25.24	52.78	1:20.97
2.	Luke Turley	(00)	Hatfield	1:50.50	+ 0.68	786	26.40	54.81	1:23.04
3.	Harrison Coulter	(99)	Stockport Mo	1:51.08	+ 0.80	774	26.09	54.06	1:22.49
4.	Jakob Goodman	(00)	Millfield	1:51.34	+ 0.64	768	26.41	54.74	1:23.08
5.	Harry Constantine	(00)	Hatfield	1:51.94	+ 0.84	756	26.44	55.06	1:24.00
6.	Luke Robins	(99)	Millfield	1:52.43	+ 0.94	746	26.51	54.79	1:23.56
7.	Max Murphy	(00)	Co Milton K	1:52.82	+ 0.70	738	26.12	54.46	1:23.63
8.	Charlie Humphries	(99)	Co Sheffield	1:52.90	+ 0.67	737	26.28	54.53	1:23.28

### ***EVENT 664 FINAL OF EVENT 601 Mens Target Tokyo 200m Freestyle***

Full Results

Place	Name	YoB	Club	Time	R.T.	FINA Pt	50	100	150
1.	Timothy Shuttleworth	(97)	Loughboro Un	1:48.68	+ 0.69	826	25.63	53.04	1:20.94
2.	Jarvis Parkinson	(98)	London Aquat	1:49.21	+ 0.90	814	25.57	53.24	1:21.45
3.	Daniel Jones	(96)	Swansea Aq	1:50.27	+ 0.70	791	25.37	53.58	1:22.00
4.	Craig McLean	(98)	UniOfStirl	1:50.51	+ 0.71	786	26.02	54.04	1:22.19
5.	Martyn Walton	(97)	UniOfStirl	1:51.20	+ 0.70	771	25.96	54.19	1:23.03
6.	Julian Chan Quee Lin	(97)	Bath Univ	1:51.40	+ 0.73	767	26.09	54.44	1:22.91
7.	Thomas Kingham	(98)	Millfield	1:51.51	+ 0.90	765	26.00	54.26	1:23.10
8.	Kyle Chisholm	(97)	Bo Kirklees	1:51.85	+ 0.63	758	26.08	54.40	1:23.13

### ***EVENT 665 FINAL OF EVENT 601 Mens Open 200m Freestyle***

Full Results

Place	Name	YoB	Club	Time	R.T.	FINA Pt	50	100	150
1.	James Guy	(95)	Bath Univ	1:45.55	+ 0.67	902	24.39	51.18	1:18.57
2.	Duncan Scott	(97)	UniOfStirl	1:45.80	+ 0.67	896	24.63	51.17	1:18.50
3.	Calum Jarvis	(92)	Bath Univ	1:47.02	+ 0.78	865	25.45	52.61	1:20.06
4.	Nicholas Grainger	(94)	Co Sheffield	1:47.28	+ 0.79	859	25.12	51.74	1:19.47
5.	Max Litchfield	(95)	Co Sheffield	1:47.48	+ 0.92	854	25.02	51.93	1:19.75
6.	Stephen Milne	(94)	Perth City	1:47.63	+ 0.67	851	25.26	52.52	1:20.16
7.	Cameron Kurle	(97)	Bath Univ	1:48.91	+ 0.70	821	25.72	53.28	1:21.02
8.	Mark Szaraneck	(95)	Edinburgh Un	1:49.35	+ 0.65	811	24.91	52.03	1:20.34

Funding Partner

Official Partner

Official Suppliers

Endorsed Product

Host City and Venue



Marketing Sheffield

